

Electronic supplementary information (ESI)

Manipulating the mesostructure of silicoaluminophosphate SAPO-11 via tumbling-assisted, oriented assembly crystallization: A Pathway to enhance selectivity in hydroisomerization

Dongliang Jin,^{ab} Liyuan Li,^c Guanghua Ye,^a Hongxin Ding,^a Xiaoling Zhao,^a Kake Zhu,^{*a} Marc-Olivier Coppens^{*d} and Xinggui Zhou^a

^aUNILAB, State Key Lab of Chemical Engineering, School of Chemical Engineering, East China University of Science and Technology, Shanghai 200237, P. R. China

^bSchool of Chemistry and Chemical Engineering, Henan Normal University, Xinxiang 453007, P. R. China

^cShanghai Research Institute of Petrochemical Technology, SINOPEC, Shanghai 201208, P. R. China

^dDepartment of Chemical Engineering, University College London, London WC1E 7JE, UK

*To whom correspondence should be addressed: kakezhu@ecust.edu.cn or m.coppens@ucl.ac.uk

Table of contents

Fig. S1 SEM micrographs of SAPO-11-2.5h in a DGC synthesis.

Fig. S2 SEM, TEM micrographs and associated SAED pattern of SAPO-11-C.

Fig. S3 XRD patterns and SEM micrographs for SAPO-11-WT synthesized without growth inhibitors under static condition after 48 h at 473 K from the same prefabricated nanocrystallites.

Fig. S4 Total DBs, 2,2-DMC₅, 2,4-DMC₅, 3,3-DMC₅ and 2,3-DMC₅ selectivity versus temperature for Pt/SAPO-11-C, Pt/SAPO-11-T and Pt/SAPO-11-PQ, respectively.

Fig. S5 Thermodynamic equilibrium distribution of C₇ isomers, including cracking side reactions.




Fig. S1 SEM micrographs of SAPO-11-2.5h in a DGC synthesis.




Fig. S2 SEM (a, b), TEM (c) micrographs and associated SAED (inset of c) pattern of SAPO-11-C.


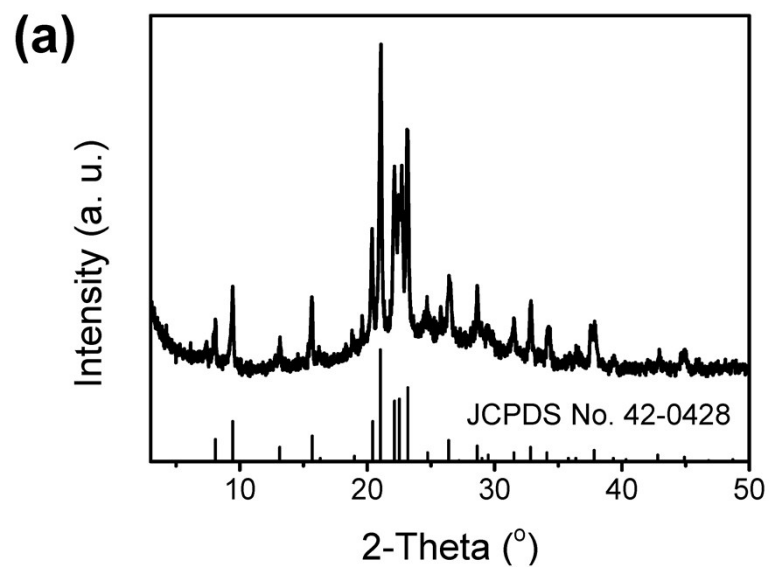


Fig. S3 XRD patterns (a) and SEM micrographs (b and c) for SAPO-11-WT synthesized without growth inhibitors under static condition after 48 h at 473 K from the same prefabricated nanocrystallites.

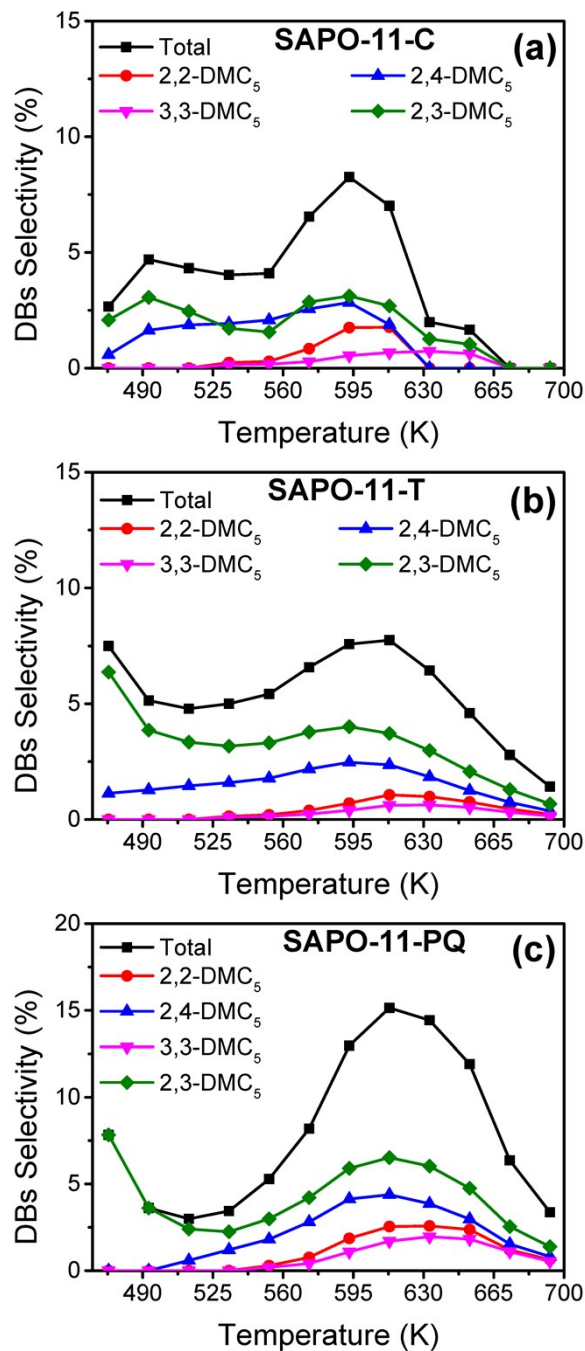


Fig. S4 Total DBs, 2,2-DMC₅, 2,4-DMC₅, 3,3-DMC₅ and 2,3-DMC₅ selectivity versus temperature for Pt/SAPO-11-C (a), Pt/SAPO-11-T (b) and Pt/SAPO-11-PQ (c), respectively.

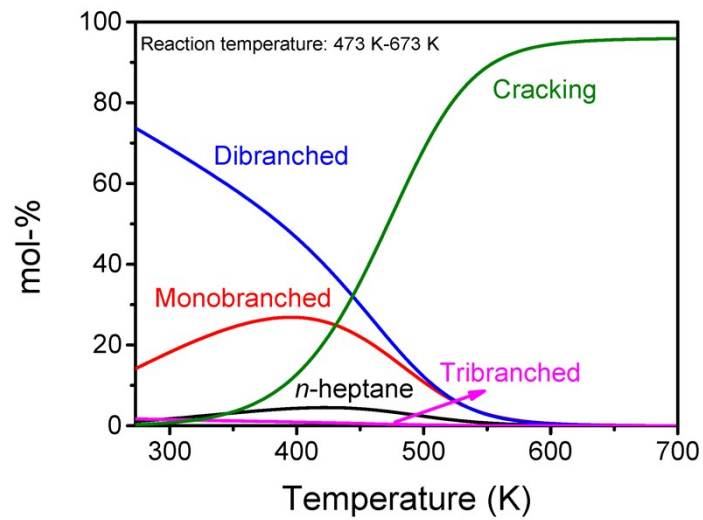


Fig. S5 Thermodynamic equilibrium distribution of C₇ isomers, including cracking side reactions.