

Supporting Information

Superfine Palladium Nanocrystals on Polyphenylene Framework for Photocatalysis

Yufan Gu,^{a,b} Junjian Li,^c Aming Xie,^{*,a} Kun Zhang,^{a,b} Yingzhi Jiao,^b Wei Dong^{*,b}

^a School of Mechanical Engineering and ^b School of Chemical Engineering, Nanjing University of Science & Technology, Nanjing 210094, China

^c Key Laboratory of Tropical Biological Resources of Ministry of Education, Department of Pharmacy, College of Marine Science, Hainan University, Haikou, 570228, China

Corresponding authors: xieaming@njust.edu.cn (Aming Xie) and weidong@njust.edu.cn (Wei Dong)




Fig. S1 (a,b) TEM images of Cat-1.

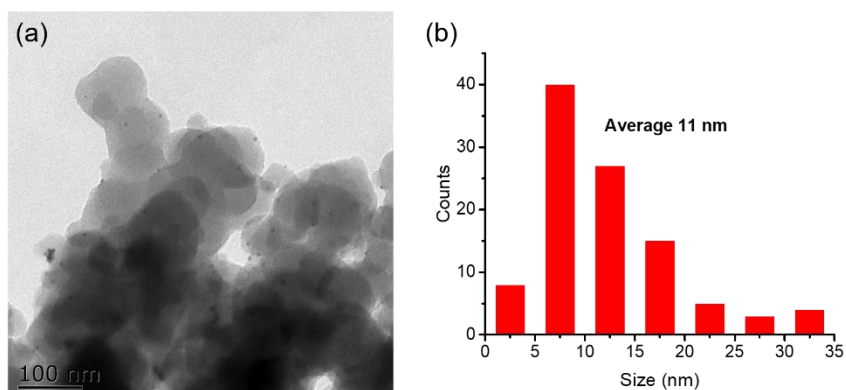


Fig. S2 (a) TEM image and (b) size analysis of Cat-1.




Fig. S3 (a,b) TEM images and (b) size analysis of Cat-3.

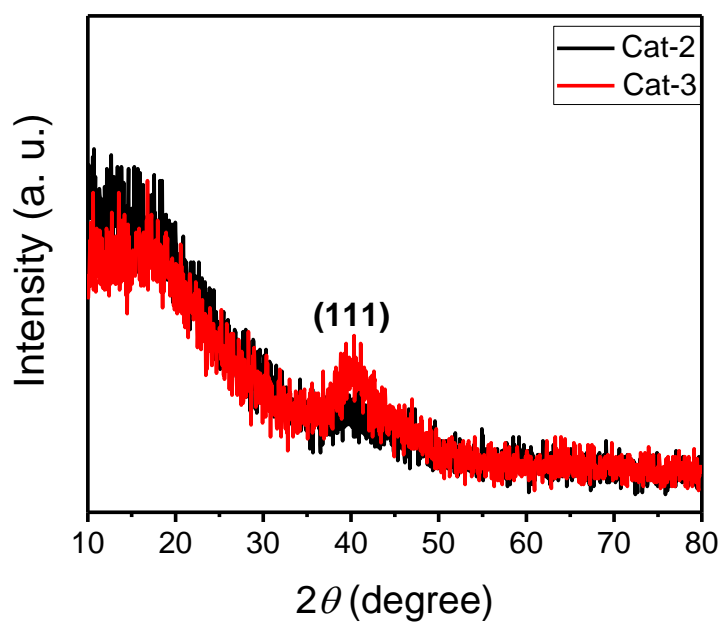


Fig. S4 XRD patterns of Cat-2 and Cat-3.

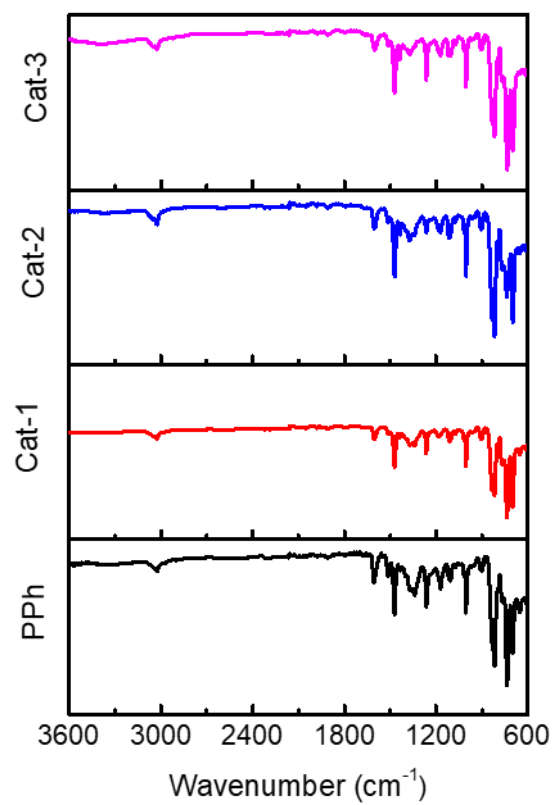


Fig. S5 FT-IR spectra of PPh and Pd/PPh photocatalysts.