

Supplementary Information

One-step synthesis of nonstoichiometric TiO₂ nanorods films for enhanced photocatalytic H₂ evolution

Qianqian Hu,^{a, b} Jianrong Li,^b Qiaohong Li,^b Wang Guo,^a Jiquan Huang^{a, *} and Xiaoying Huang^{b, *}

^a Key Laboratory of Optoelectronic Materials Chemistry and Physics, Fujian Institute of Research on the Structure of Matter, Chinese Academy of Sciences, Fuzhou 350002, China

^b State Key Laboratory of Structural Chemistry, Fujian Institute of Research on the Structure of Matter, Chinese Academy of Sciences, Fuzhou, Fujian 350002, China

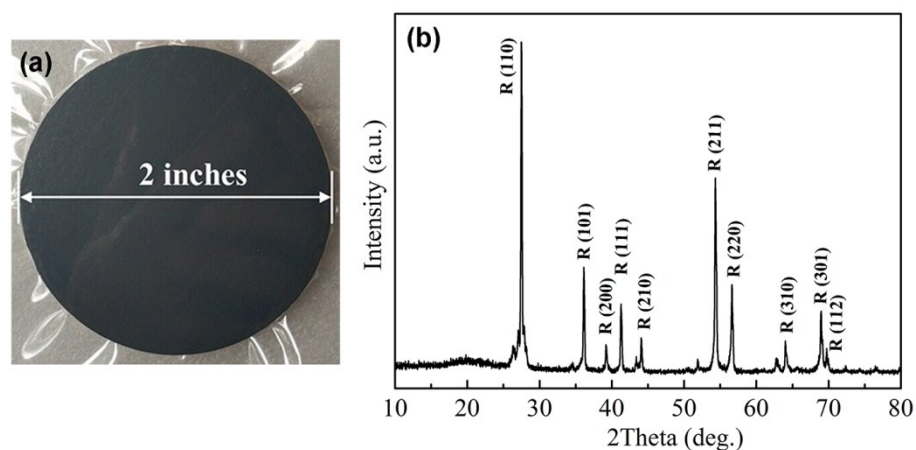


Fig. S1 Photograph (a) and XRD (b) spectrum of the TiO₂ ceramic plate.

* Corresponding author.
Tel: +86-591-63179098; Fax: +86-591-83721039.
Email: hjq@fjirsm.ac.cn

Tel: +86-591-63173145; Fax: +86-591-63173145.
Email: xyhuang@fjirsm.ac.cn




Fig. S2 SEM images of annealed TiO₂ films, (a-e) top-down view, (f-j) cross-section images.




Fig. S3 SEM images of TiO₂ films deposited at 700 °C, (a) top-down view, (b) cross-section images.

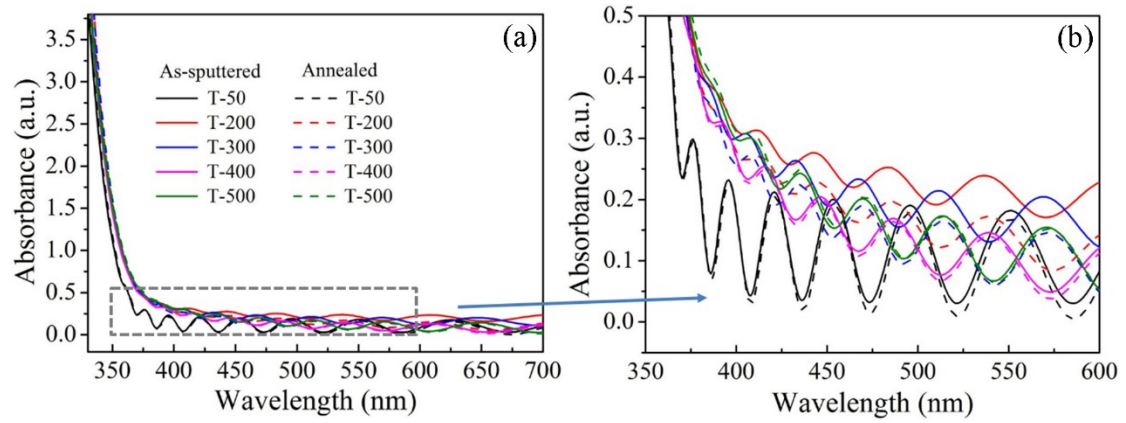


Fig. S4 (a) Comparison diagram of UV-visible absorption spectra over the TiO₂ films before and after annealing, (b) is taken from the dotted box in (a).

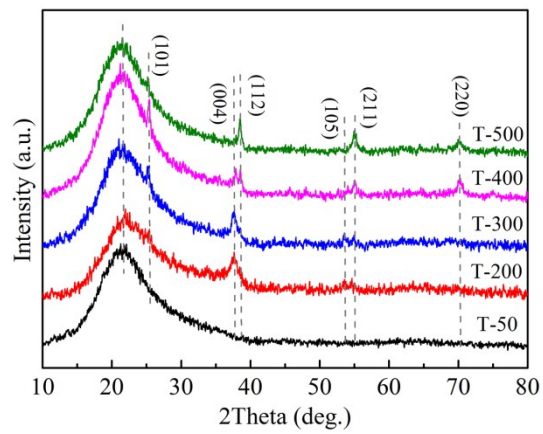


Fig. S5 XRD spectra of as-sputtered samples after photocatalytic reactions.