Electronic Supplementary Material (ESI) for Dalton Transactions.
This journal is © The Royal Society of Chemistry 2018

Electronic supplementary information:

A simple, scalable approach to combining carbon dots with hexagonal nanoplates of nickel-based compound for efficient photocatalytic reduction

Zhenchao Song,[#a] Qing Chang,[#a] Adrian Trinchi,[b] Ning Li,[a] Huiqi Wang,[a] Jinlong Yang,[a,c] and Shengliang Hu,[a]*

[a] North University of China, School of Energy and Power Engineering, School of Material Science and Engineering, Taiyuan 030051, P. R. China. E-mail: hsliang@yeah.net

[b] CSIRO Manufacturing, Private Bag 10, Clayton South 3169, Australia

[c] State Key Laboratory of New Ceramics and Fine Processing, Tsinghua University, Beijing 100084, P. R. China.

# These authors contributed equally to this work.

Supporting figures

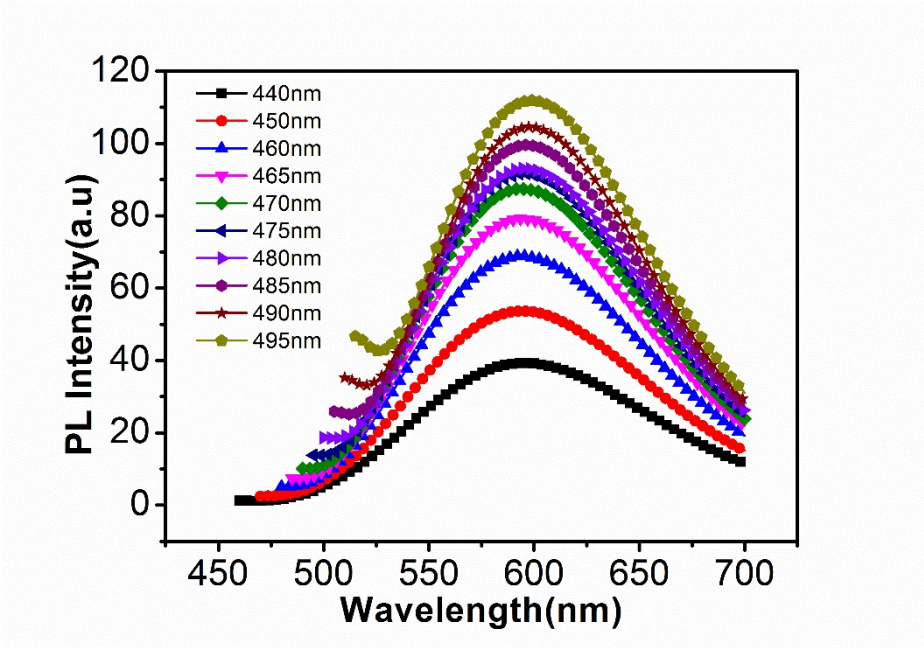

Fig.S1 PL spectra of CDs excited with different wavelengths

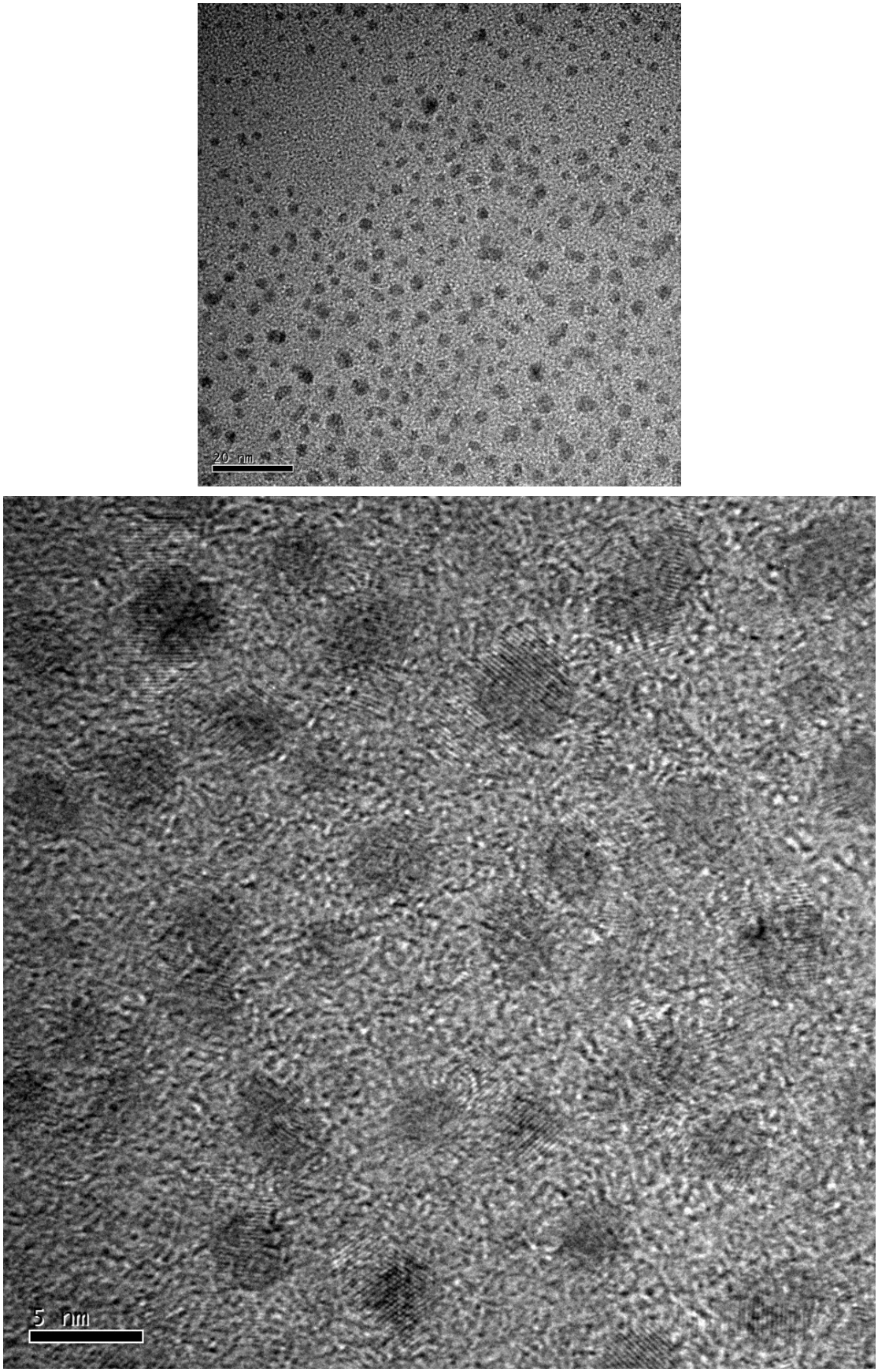

Fig. S2 TEM (top) and HRTEM (bottom) images of CDs

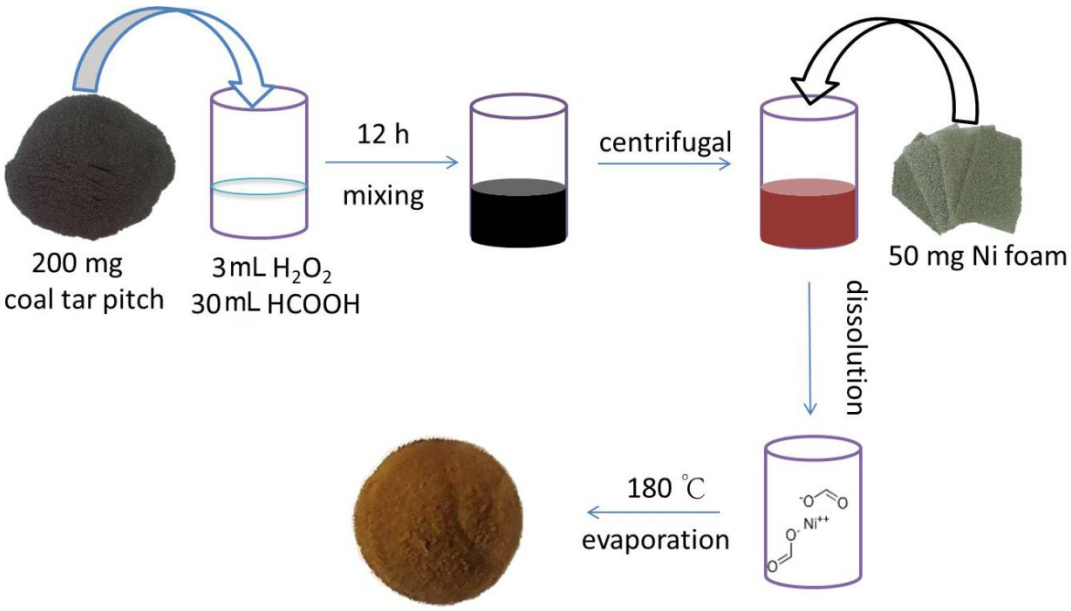

Fig. S3 Schematic of preparation process of S1



Fig. S4 Photos of the dissolution of Ni foam in mixed solution of 30 mL of formic acid and 3 mL of H_2O_2 (top) and CD solution (bottom) at the given reaction time.

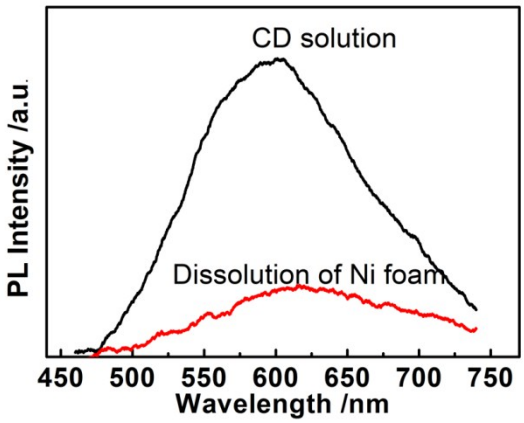

Fig. S5 PL emission comparison of CD solution before and after dissolution of Ni foam.



Fig. S6 SEM image of S2

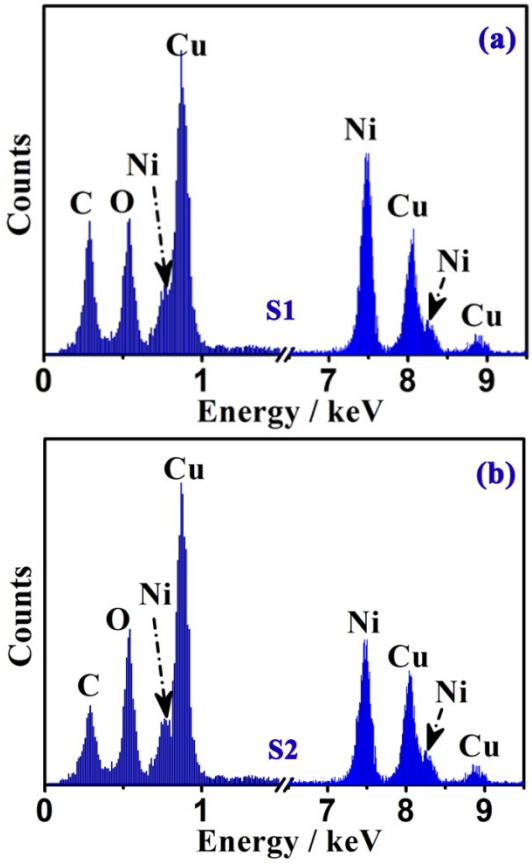

Fig. S7 EDX spectra of S1 (a) and S2 (b).

Fig. S8 Photo of the S1 suspended in water.

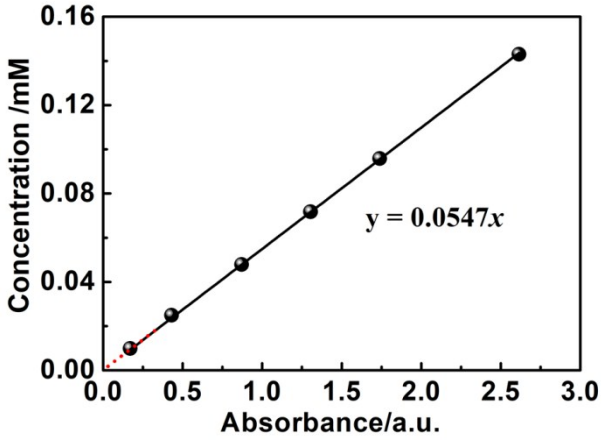

Fig. S9 Linear relationship of 4-NP concentrations with absorbance intensities.

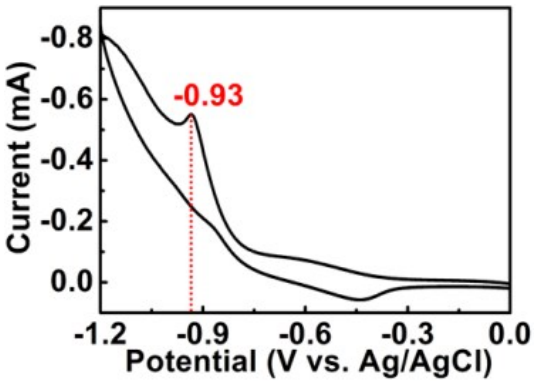

Fig. S10 Cyclic voltammetry curve of 4-NP obtained under the conditions of the used similar linear potential scans