

Electronic supplementary information (ESI)

Vapochromic and chemiresistive characteristics of a nanostructured molecular material of a zinc(II)-salophen complex

Ivan Pietro Oliveri, Graziella Malandrino, Salvo Mirabella* and Santo Di Bella*

Dipartimento di Scienze Chimiche, Università di Catania, I-95125 Catania, Italy.

E-mail: salvatore.mirabella@ct.infn.it; sdibella@unict.it

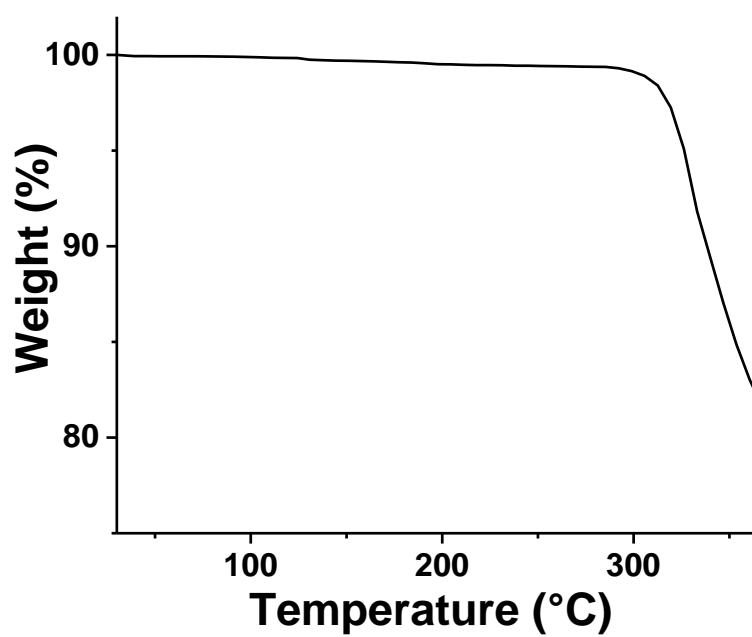


Fig. S1 Thermogravimetric analysis (scan rate of 5 °C min⁻¹) of the ground solid **1**.

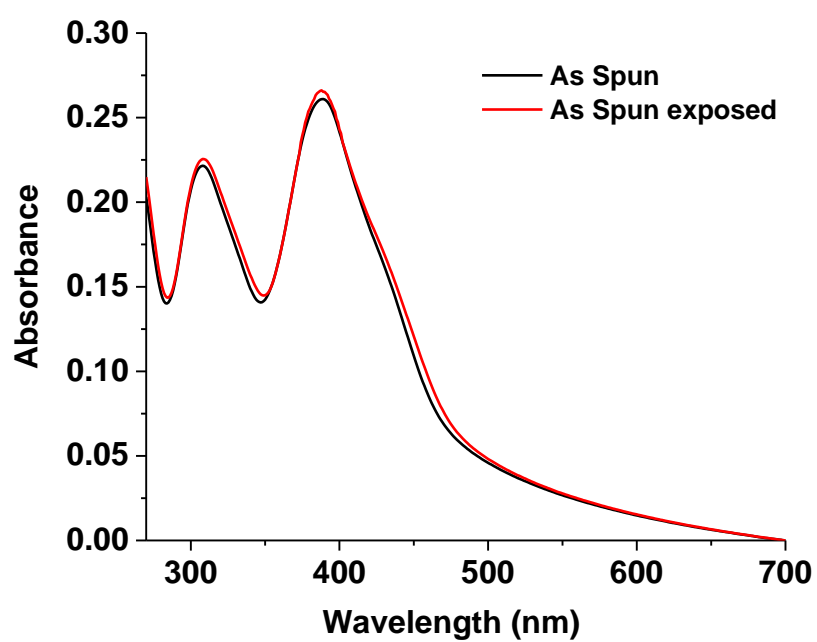


Fig. S2 UV/vis absorption spectra of a spun coated film of **1** deposited onto a glass substrate from a 1.0×10^{-3} M THF solution, before (black line) and after (red line) exposure to saturated vapours of isopropylamine.

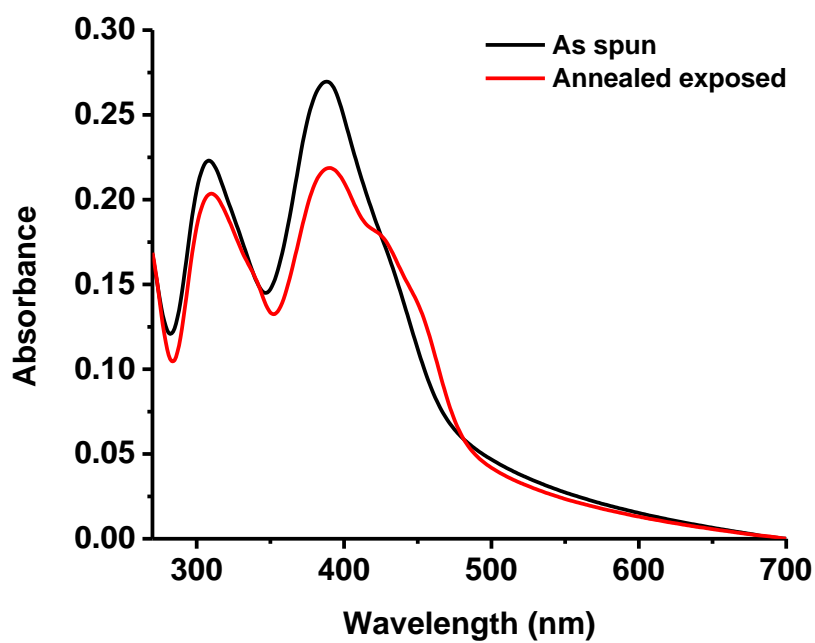


Fig. S3 Comparison of the UV/vis absorption spectrum of a spun coated film of **1** and that of an annealed spun film after exposure to saturated vapours of isopropylamine.

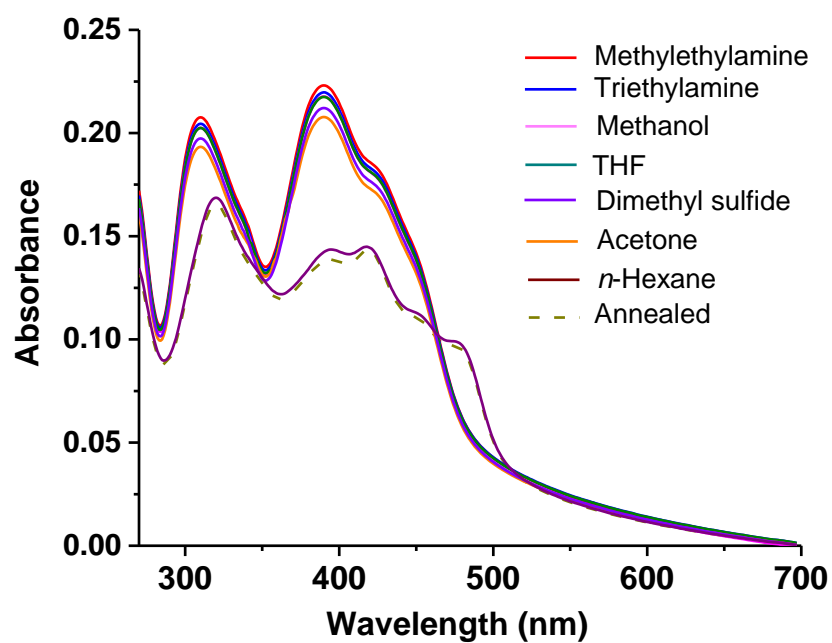


Fig. S4 UV/vis absorption spectra of thermally annealed, spun films of **1** deposited onto a glass substrate from a 1.0×10^{-3} M THF solution after exposure to saturated vapours of volatile organic Lewis bases. The UV/vis absorption spectrum of a thermally annealed, spun film is reported for comparison.