This journal is © The Royal Society of Chemistry and the Centre National de la Recherche Scientifique 2018

CuBTC Characterization

Table 1: Characteristics of the synthesized MOFs

MOF	structure	Pore channel	BET surface area (m^2/g)	Pore volume (cm^3/g)
CuBTC	3D	3D	1066	0.478

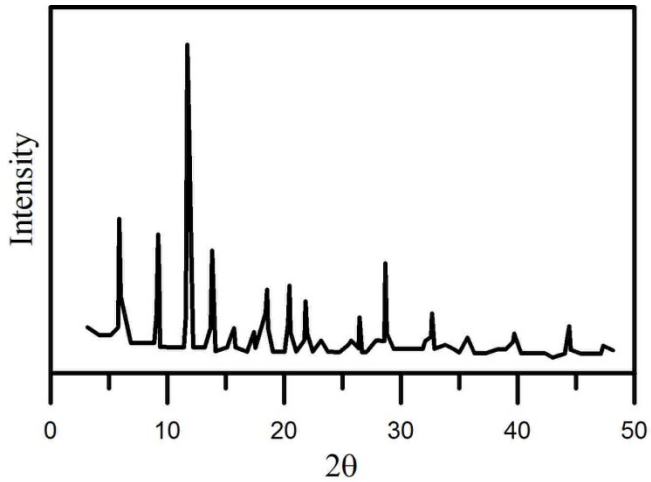

Fig. 2: XRD patterns of the synthesized CuBTC



Fig. 3: SEM images of the synthesized CuBTC

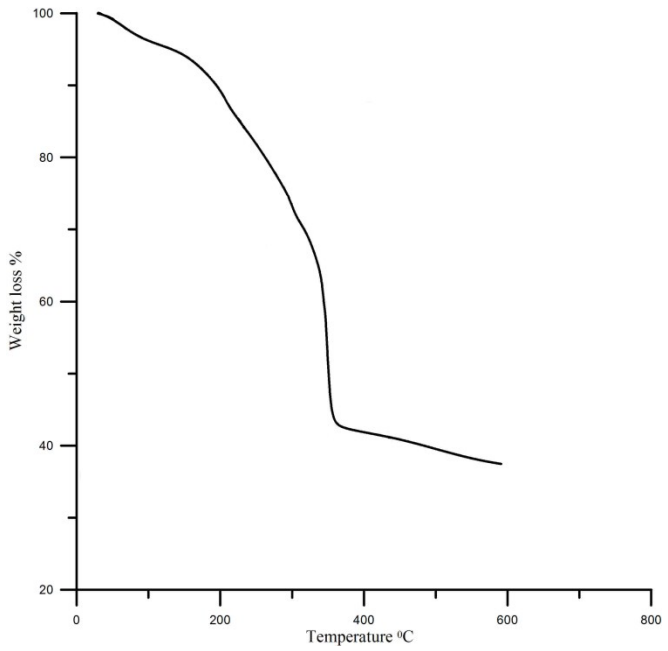

Fig. 4: TGA curves of the synthesized CuBTC

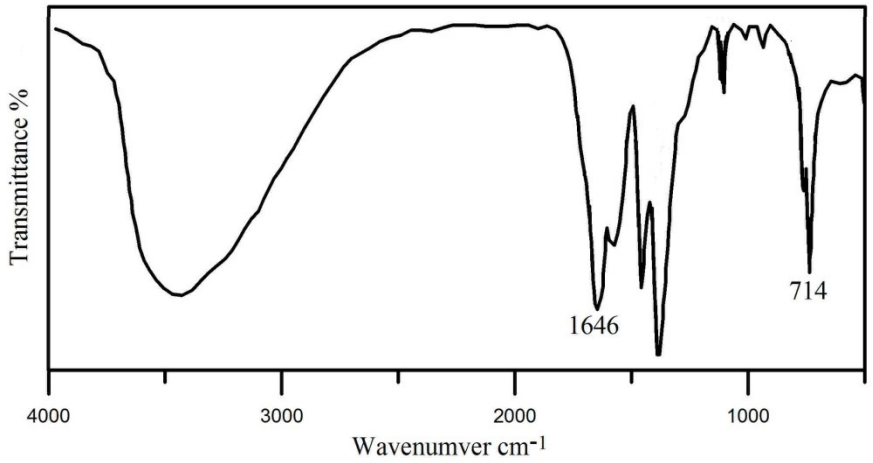

Fig. 5: FT-IR spectra of the synthesized CuBTC