

Supplementary Material

Facile preparation of N-doped graphene quantum dots as quickly-dried fluorescent ink for anti-counterfeiting

Youyou Pang, Rujian Zhao, Yao Lu, Jiyang Liu*, Xiaoping Dong*, Fengna Xi

Department of Chemistry, Zhejiang Sci-Tech University, 5 Second Avenue, Xiasha

Higher Education Zone, Hangzhou, 310018, PR China

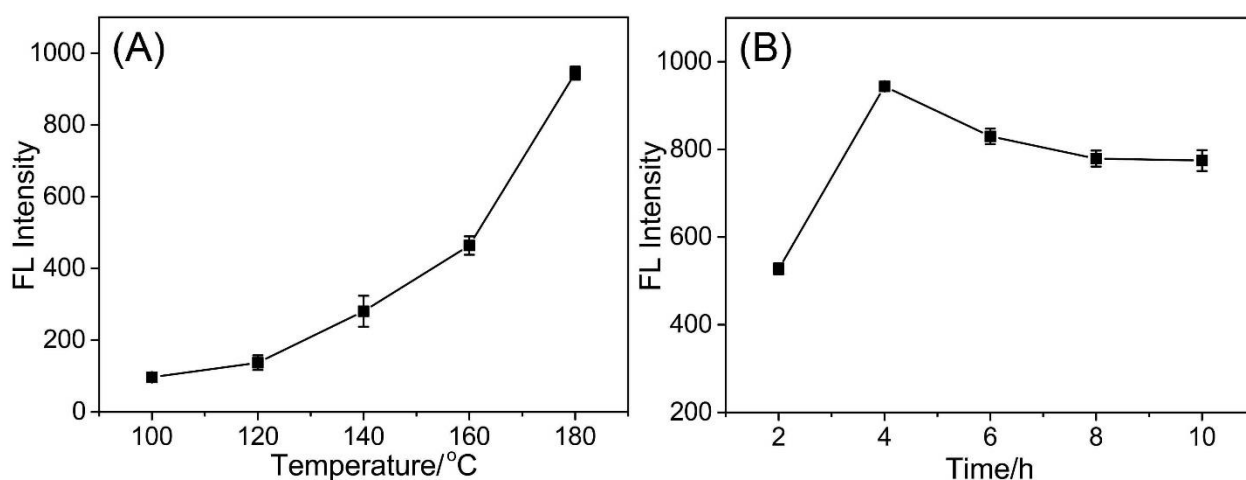


Fig. S1. Fluorescence intensity of N-GQDs prepared at different temperature (A) and time (B) in solvothermal synthesis.

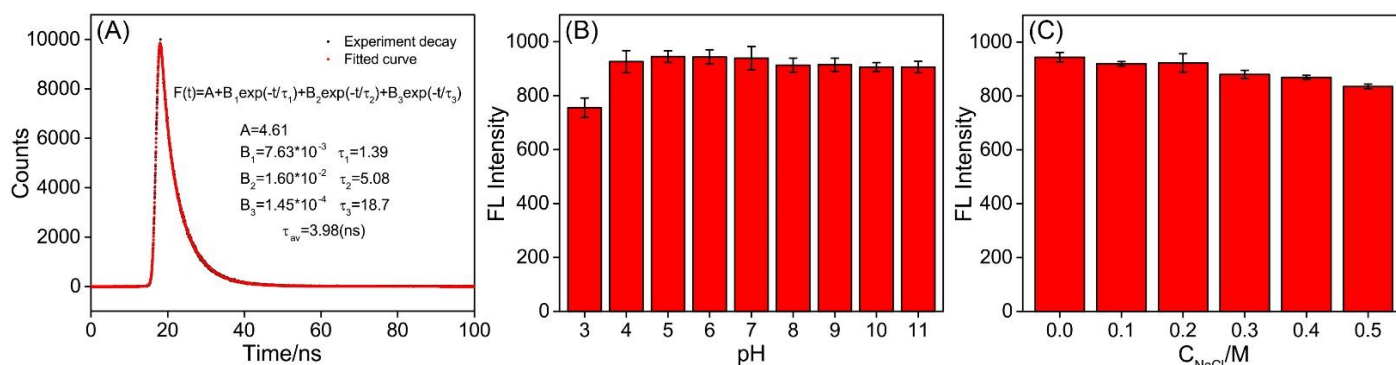


Fig. S2. (A): Fluorescence lifetime of N-GQDs. (B-C): The FL intensity of N-GQDs at different pH (B) and different concentration of NaCl (C).

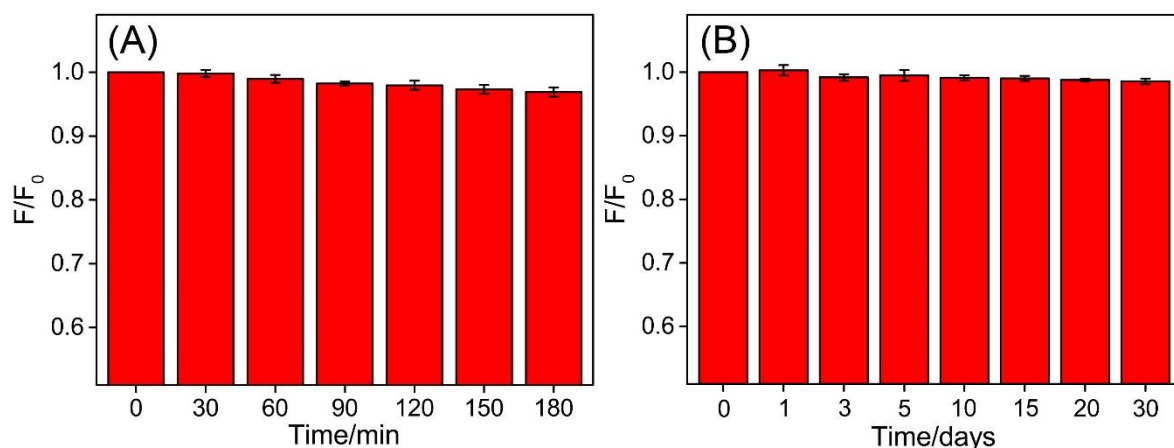


Fig. S3. (A) FL intensity of N-GQDs when irradiated for different time under UV light (365 nm). (B) FL intensity of N-GQDs when stored for different time without protecting from light.

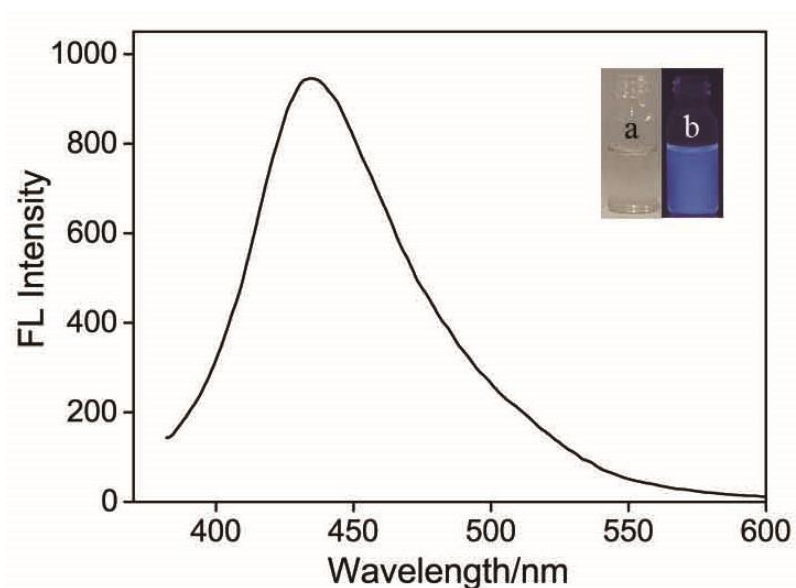


Fig. S4. Fluorescence spectra of the N-GQDs in ethanol solution when excited at 360 nm. Insets are photographs of N-GQDs ethanol solution under sunlight (left) and UV light (right, 365 nm).

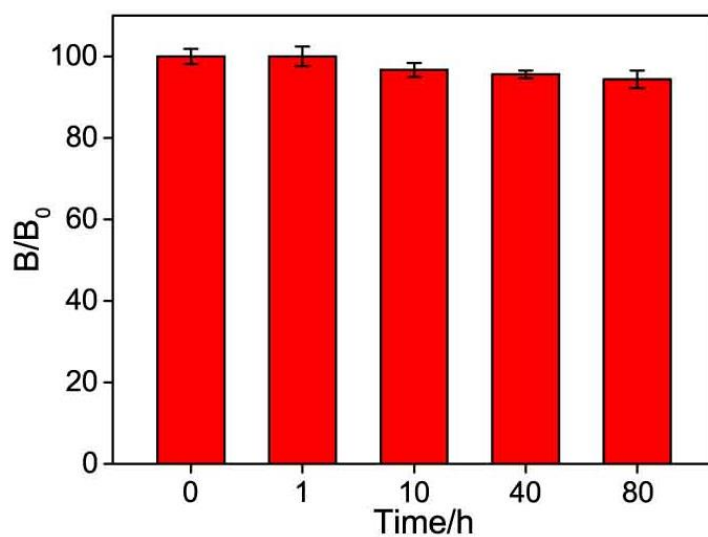


Fig. S5. Change of brightness of ZSTU pattern under Xenon lamp at different irradiation time.