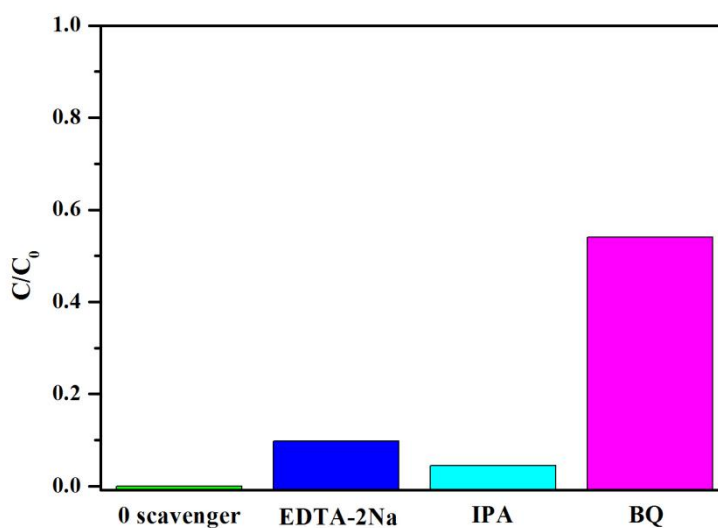


**Fig. S1 SEM images of the as-prepared CNQDs/Bi<sub>2</sub>MoO<sub>6</sub> sample after photocatalysis.**



**Fig. S2 Trapping experiments of active species during the photocatalytic degradation of Rh B over CNQDs/Bi<sub>2</sub>MoO<sub>6</sub> sample under visible light irradiation.**

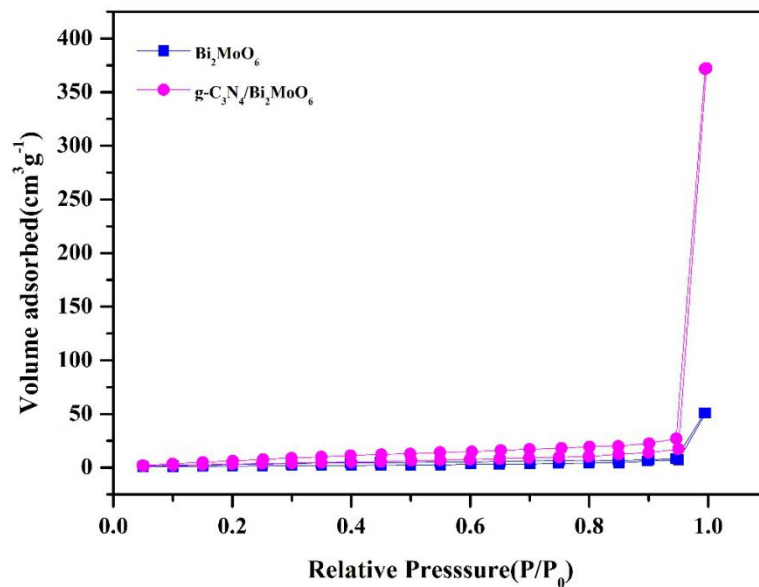


Fig. S3 N<sub>2</sub> adsorption-desorption isotherm curves of the as-prepared samples.

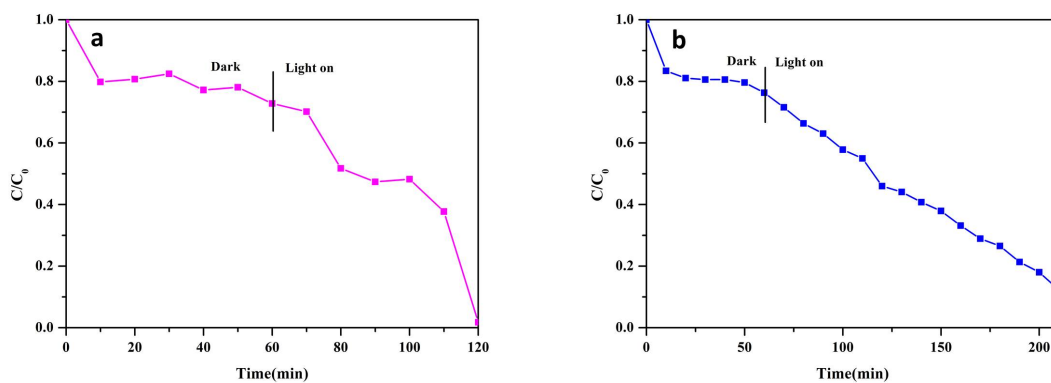


Fig. S4 Photodegradation efficiencies of bisphenol A (a) and tetracycline (b) as a function of irradiation time for 5% CNQDs/Bi<sub>2</sub>MoO<sub>6</sub> photocatalyst.