

Fabrication of POSS-embedded supramolecular hyperbranched polymers with multi-responsive morphology transitions

Guoke Tang,^{‡a,b,c} Xing Wang,^{‡c} Dawei Li,^{*d} Yuanzheng Ma,^{*a,d} and Decheng Wu^{*c,e}

^a The First School of Clinical Medicine, Southern Medical University, Sha Tai South Road, Baiyun District, Guangzhou 510515, China

^b Department of Spinal Surgery, Zhuzhou Central Hospital, Changjiang South Road, Tianyuan District, Zhuzhou, Hunan 412000, China

^c Beijing National Laboratory for Molecular Sciences, State Key Laboratory of Polymer Physics & Chemistry, Institute of Chemistry, Chinese Academy of Sciences, Beijing 100190, P.R. China

^d Department of Orthopaedics, The 309th Hospital of the PLA, Beijing 100091, China

^e University of Chinese Academy of Sciences, Beijing 100049, P.R. China

[‡] These authors contributed equally to this work

E-mail: ldw309@126.com; mayuanzheng309@163.com; dcwu@iccas.ac.cn

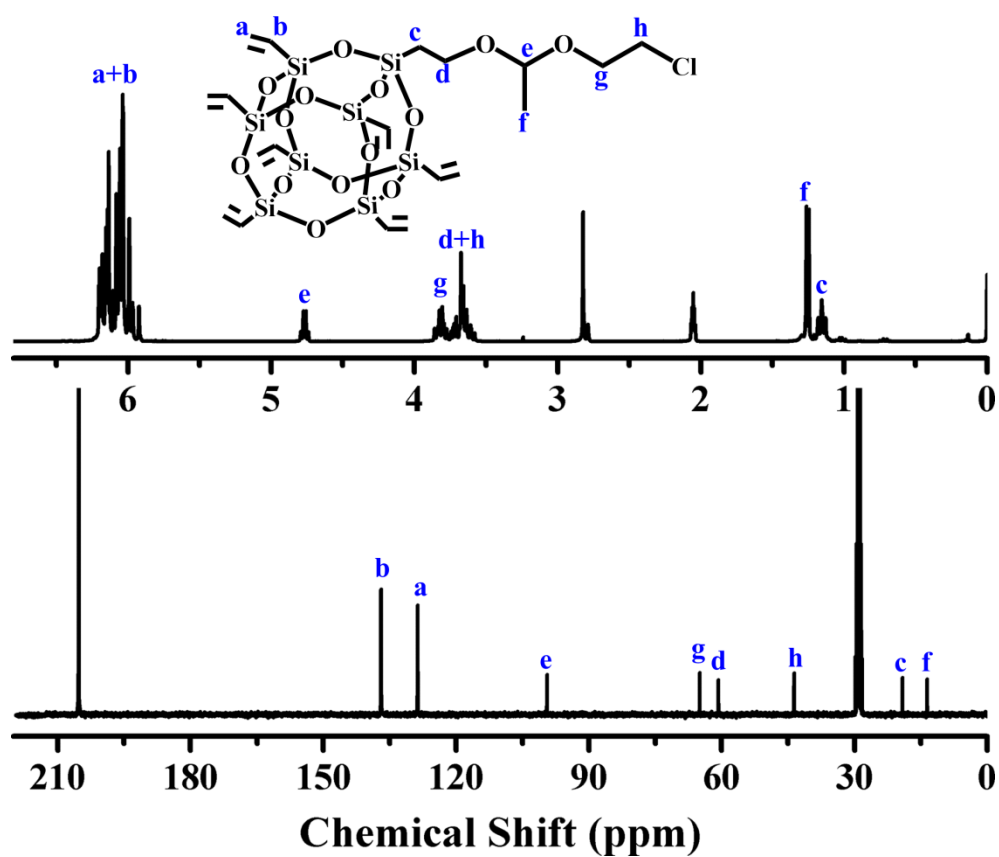


Fig. S1 ¹H and ¹³C NMR spectra of the Cl-acetal-POSS-(vinyl)₇ at CDCl₃.

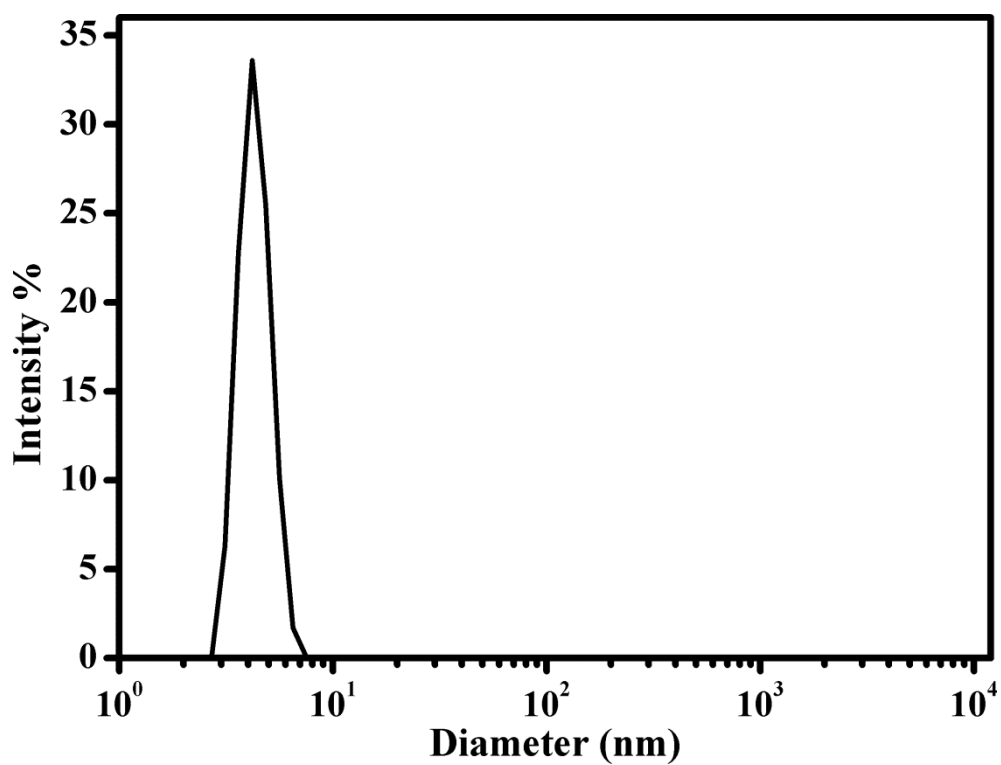


Fig. S2 DLS profile of Azo-acetal-POSS-(CD)₇ in DMF at concentration of 1 mg/mL.




Fig. S3 TEM images of the POSS-SSHPs formations at the concentration of (a) 12, (b) 15 and (c) 18 mg/mL in aqueous solutions.




Fig. S4 TEM images of the nanoparticles after various treatment conditions.




Fig. S5 TEM images of the self-assemblies (10 mg/mL) in (a) acetone/H₂O, (b) MeOH/H₂O and (c) DMF/H₂O mixtures after treatment of (A) pH 2.0 for 0.5 h and (B) UV irradiation for 5 min.