

Supporting information

Fates of hemicellulose, lignin and cellulose in the concentrated phosphoric acid plus hydrogen peroxide (PHP) pretreatment

Qing Wang^{a,b}, Dong Tian^{a,b}, Jinguang Hu^{c,d}, Fei Shen^{a,b*}, Gang Yang^{a,b}, Yanzong Zhang^b, Shihuai Deng^{a,b}, Jing Zhang^{a,b}, Yongmei Zeng^{a,b}, Yaodong Hu^{a,b}

a. Institute of Ecological and Environmental Sciences, Sichuan Agricultural University, Chengdu, Sichuan 611130, P. R. China. E-mail: fishen@sicau.edu.cn

b. Rural Environment Protection Engineering & Technology Centre of Sichuan Province, Sichuan Agricultural University, Chengdu, Sichuan 611130, P. R. China.

c. Biomolecular materials, Department of Bioproducts and Biosystems, School of Chemical Engineering, Aalto University, P. O. Box 16300, FIN-00076, Aalto, Finland;

d. Forest Products Biotechnology, Department of Wood Science, the University of British Columbia, Vancouver V6T 1Z4, BC, Canada;

*Address correspondence to: fishen@sicau.edu.cn

Contents:

Five pages

Four figures (Figure S1, S2, S3, and S4)

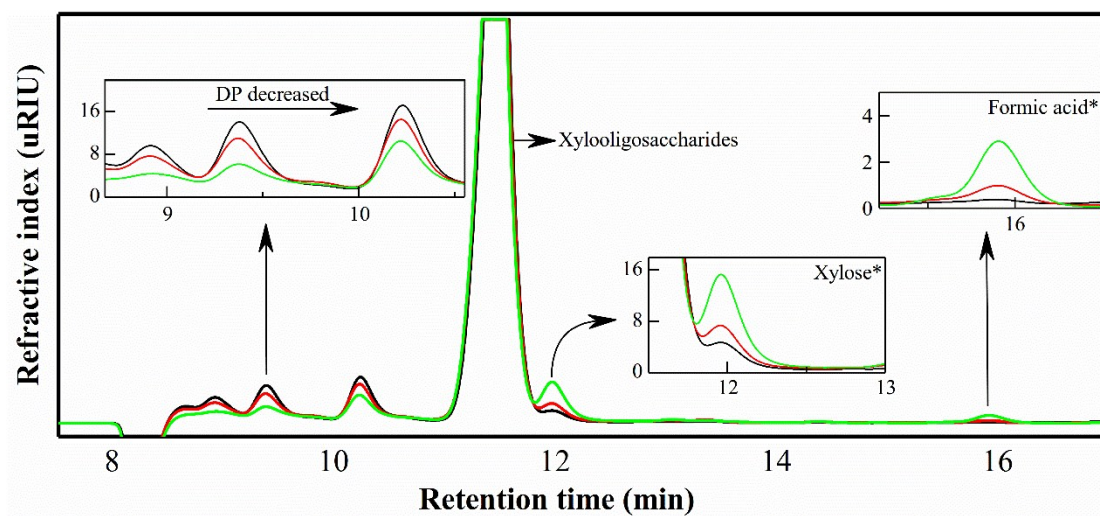


Fig S1. HPLC spectrum of xylan-based oligomeric and monomeric sugar in liquid fraction after PHP pretreatment,

* xylose and formic acid were identified by their corresponding standard compounds.

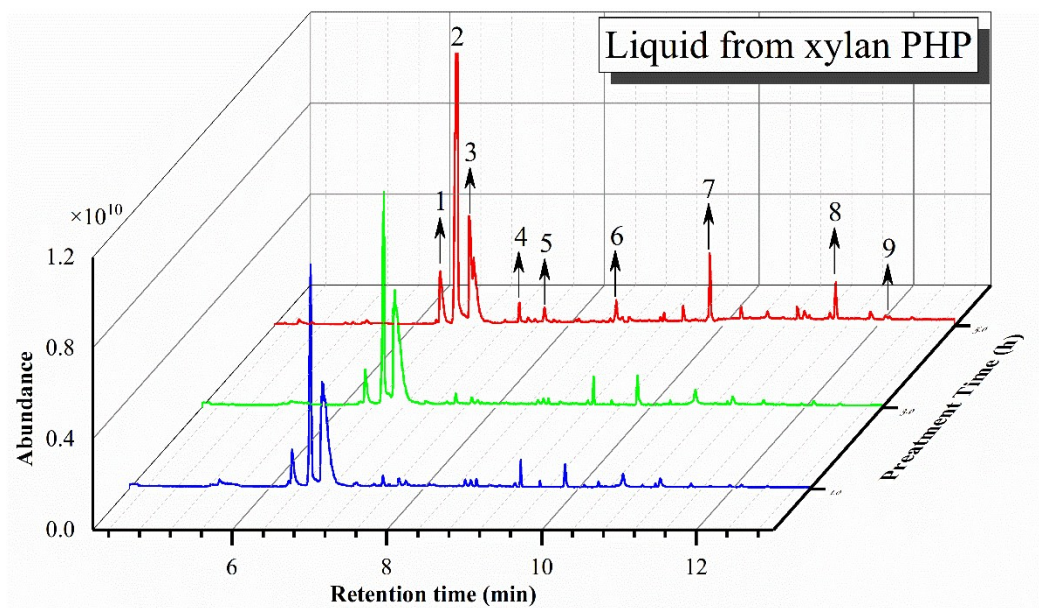


Fig S2. the GC/MS spectrum of the liquid fraction after PHP pretreatment

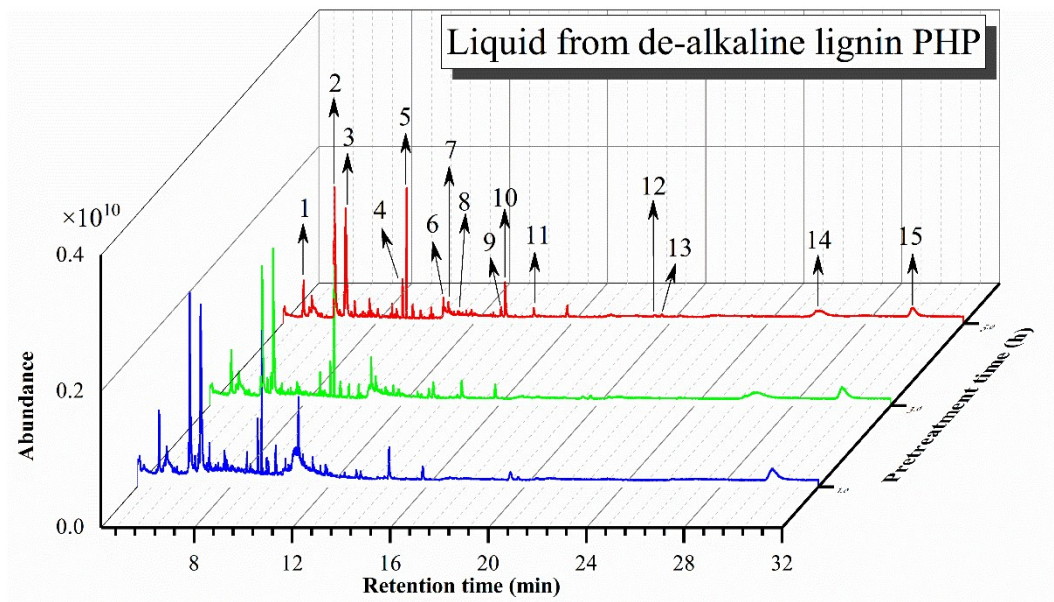


Fig S3. the GC/MS spectrum of the liquid fraction after PHP pretreatment

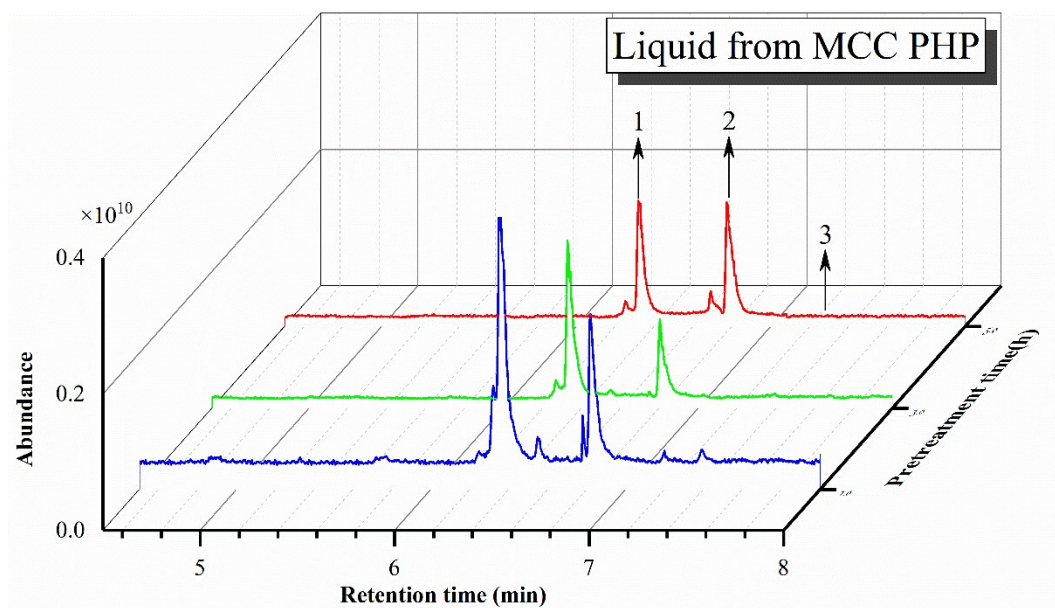


Fig S4. the GC/MS spectrum of the liquid fraction after PHP pretreatment