

Supplementary material

Multiblock Copolymers of PPC with Oligomeric PBS: With Low Brittle-toughness

Transition Temperature

Jiaxiang Qin, Limiao Lin, Shuanjin Wang, Shuxian Ye, Weikeng Luo, Min Xiao, Dongmei Han* and Yuezhong Meng*

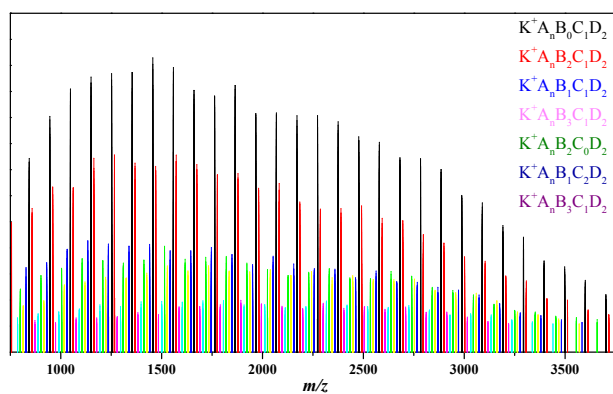


Fig. S1 MALDI-TOF mass spectrum of PPC-OH

A= $-\text{[OCH}_2\text{CH(CH}_3\text{)OCO]-}$; B= $-\text{[OCH}_2\text{CH(CH}_3\text{)]-}$; C= $-\text{[OCH}_2\text{CH}_2\text{CH}_2\text{CH}_2\text{]-}$; D= $-\text{OH+H}$

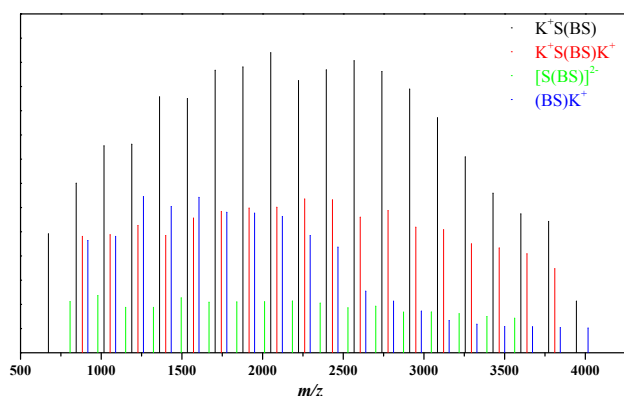


Fig. S2 MALDI-TOF mass spectrum of PBS-COOH

B= 1,4-Butanediol, S= Succinic acid

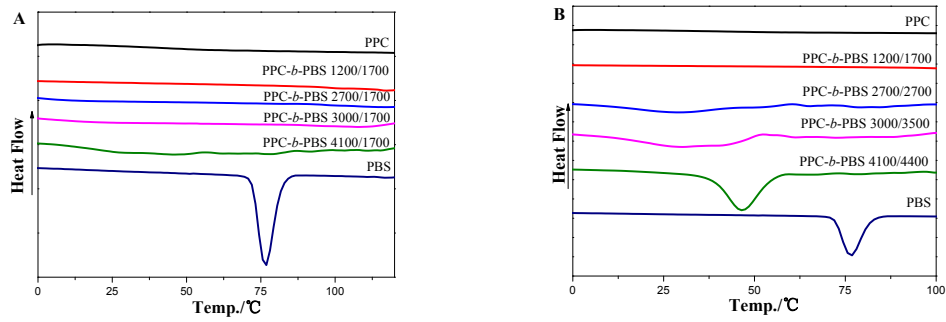


Fig. S3 Cooling run from the DSC test of (A) PPC, PBS and PPC-*mb*-PBS with the block size of 1200/1700, 2500/1700, 3100/1700, 4000/1700 and (B) PPC, PBS and PPC-*mb*-PBS with the block size of 1200/1700, 2500/2700, 3100/3500, 4000/4400

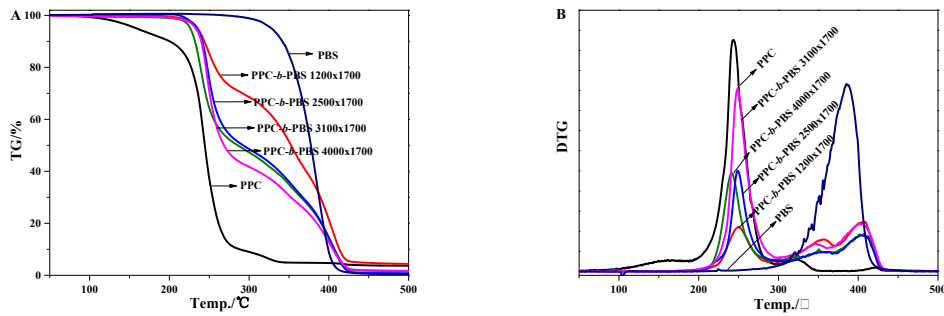


Fig. S4 TG thermograms of PPC, PBS and PPC-*mb*-PBS with the block size of 1200/1700, 2500/1700, 3100/1700 and 4000/1700: (A) TG; (B) DTG

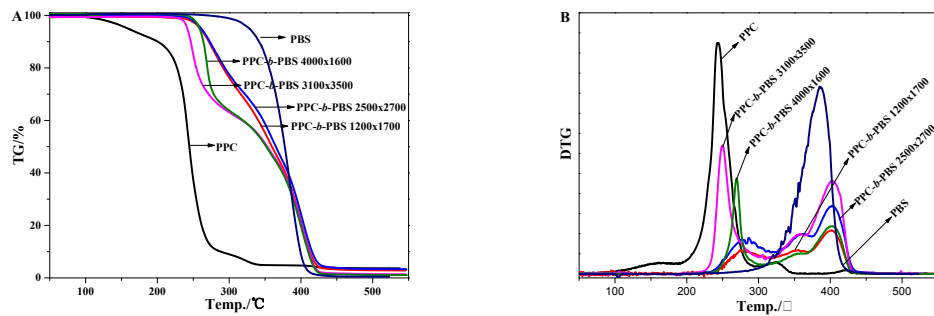


Fig. S5 TG thermograms of PPC, PBS and PPC-*mb*-PBS with the block size of 1200/1700, 2500/2700, 3100/3500 and 4000/4400: (A) TG; (B) DTG

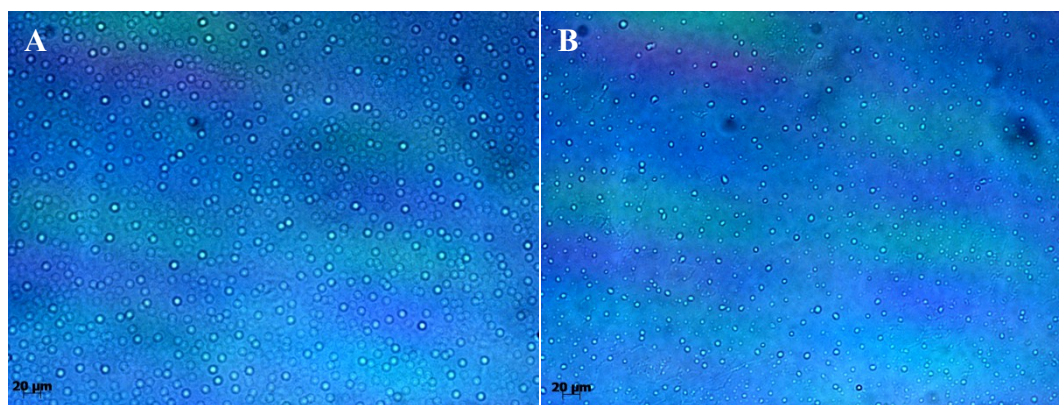


Fig. S6 Polarizing optical micrographs of PPC-mb-PBS 2500/1700 (A) and PPC-mb-PBS 3100/1700 (B) crystallized at 90 °C for 2 h.