

Supplementary

Large interlayer spacing vanadium oxide nanotubes as cathodes for high performance sodium ion batteries

Kun Zhang, Guohua Gao*, Wei Sun, Xing Liang, Yindan Liu, Guangming Wu**

Shanghai key laboratory of Special Artificial Microstructure Materials and Technology, School of

Physics Science and Engineering, Tongji University, Shanghai, 200092, China




Fig. S1. High magnifications TEM images of VNTs

Table S1. The Fe:V ratio of the Fe-VNTs from ICP analysis

Sample	Fe (wt%)	V (wt%)	Fe/V (atomic ratio)
Fe-VNTs	16.98	28.39	0.053

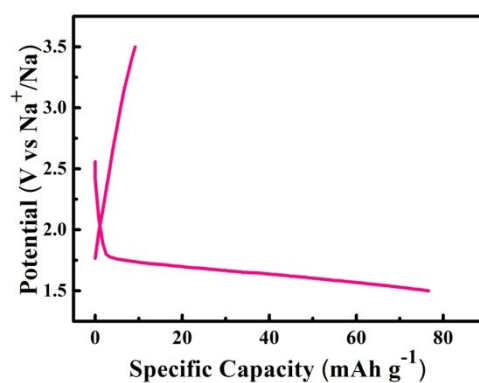


Fig. S2. Galvanostatic charge-discharge profiles of first cycle of V₂O₅

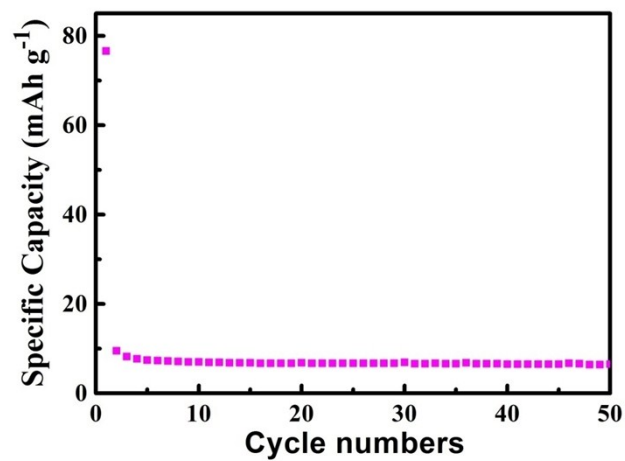


Fig. S3. Cycling performance of V₂O₅ at 50 mA g⁻¹

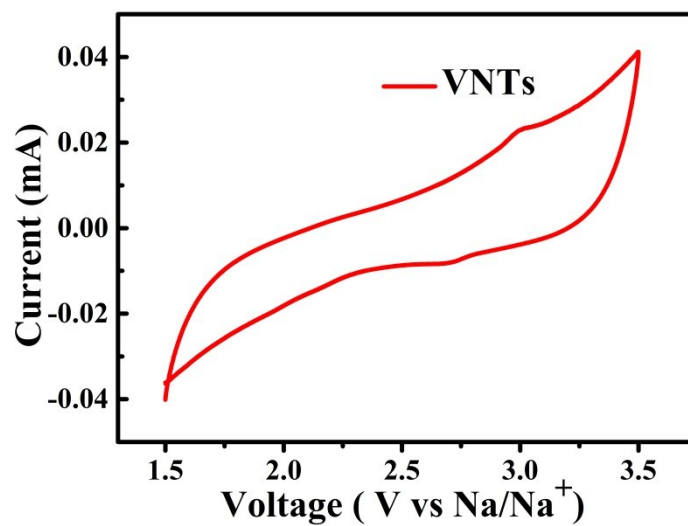


Fig. S4. Cyclic voltammograms of VNTs at scan rate of 0.5 mV s⁻¹

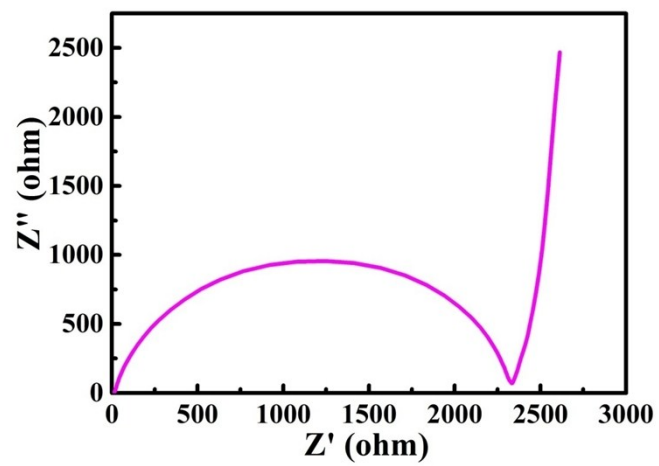


Fig. S5. Nyquist plots of V_2O_5