

Water-induced poly(vinyl alcohol)/carbon quantum dots nanocomposites with tunable shape recovery performance and fluorescence

Wu Wang^{†a}, Hua Lai^{†a}, Zhongjun Cheng^b, Hongjun Kang^a, Yongzhen Wang^a, Haiyang Zhang^a, Jingfeng Wang^a and Yuyan Liu^{a*}

^aMIIT Key Laboratory of Critical Materials Technology for New Energy Conversion and Storage, School of Chemistry and Chemical Engineering, Harbin Institute of Technology, Harbin, Heilongjiang 150001, China

^bAcademy of Fundamental and Interdisciplinary Sciences, Harbin Institute of Technology, Harbin, Heilongjiang 150090, China.

[†] Authors contribute equally.

*E-mail: liuyy@hit.edu.cn;

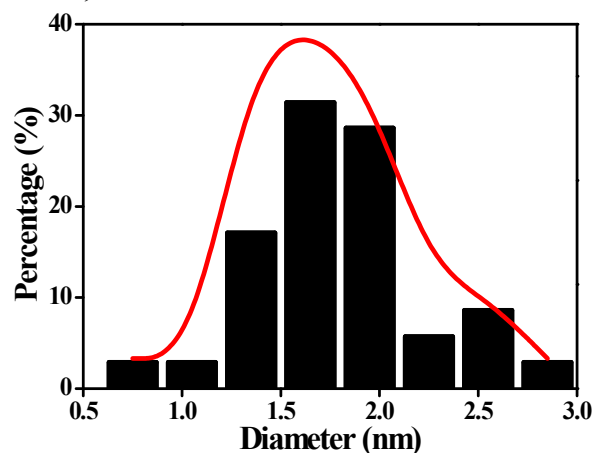


Figure S1. The size distribution of CQDs origins from TEM result.

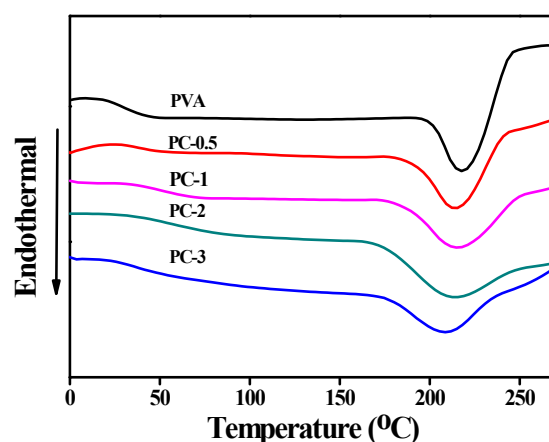


Figure S2. DSC curves of composites with different CQDs contents.

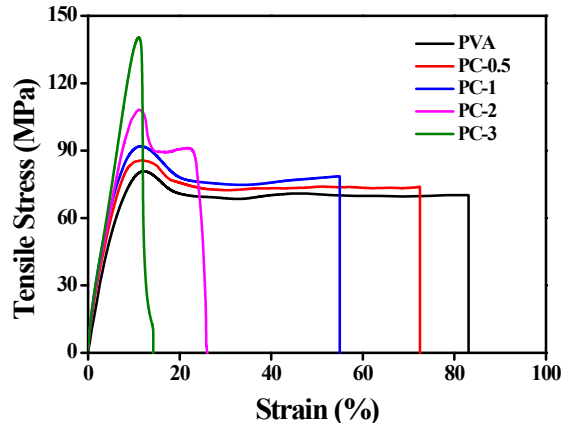


Figure S3. Typical stress–strain behavior of all samples.

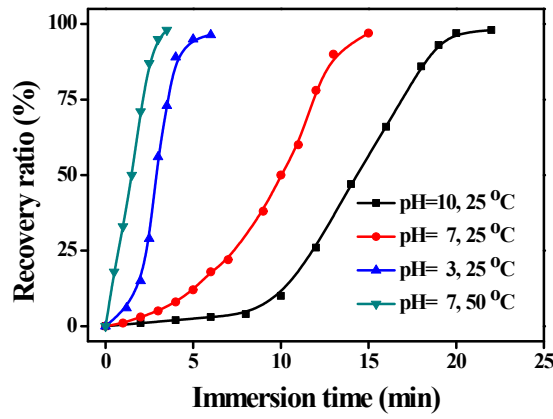


Figure S4. Shape recovery behavior of PC-2 immersed in water with different pH values and temperatures

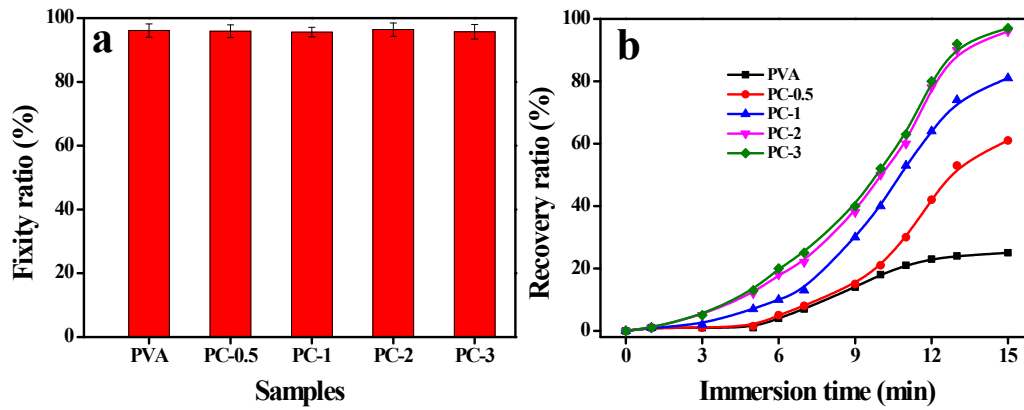


Figure S5 (a) Shape fixity ratio of samples, (b) Water-induced shape recovery ratio of samples (pH=7, 25 °C).

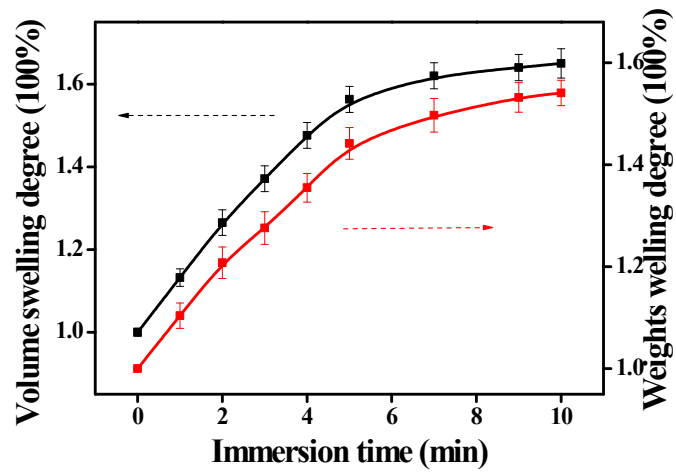


Figure S6. Weight swelling degree and volume swelling degree and of PC-2 as a function of immersion time.

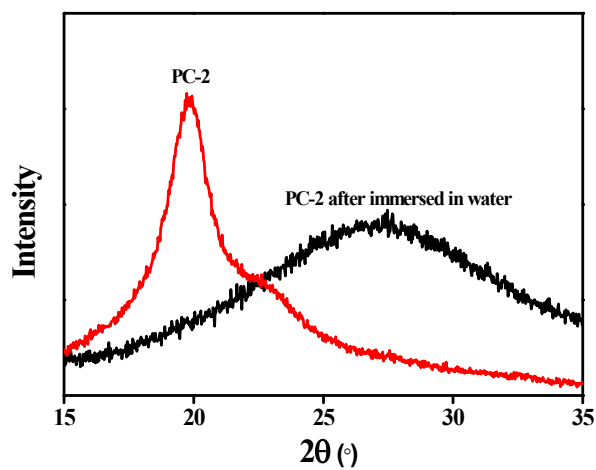


Figure S7. XRD spectra of PC-2 before and after immersed in water for 10 min.