

## Electronic Supporting Information (ESI)

### Efficient electrospinning fabrication and underlying formation mechanism of one-dimensional monoclinic $\text{Li}_2\text{FeSiO}_4$ nanofibers

Wenheng Zhang,<sup>‡</sup> Longwei Liang,<sup>‡</sup> Yan Ju, Yang Liu, Linrui Hou, Changzhou Yuan\*

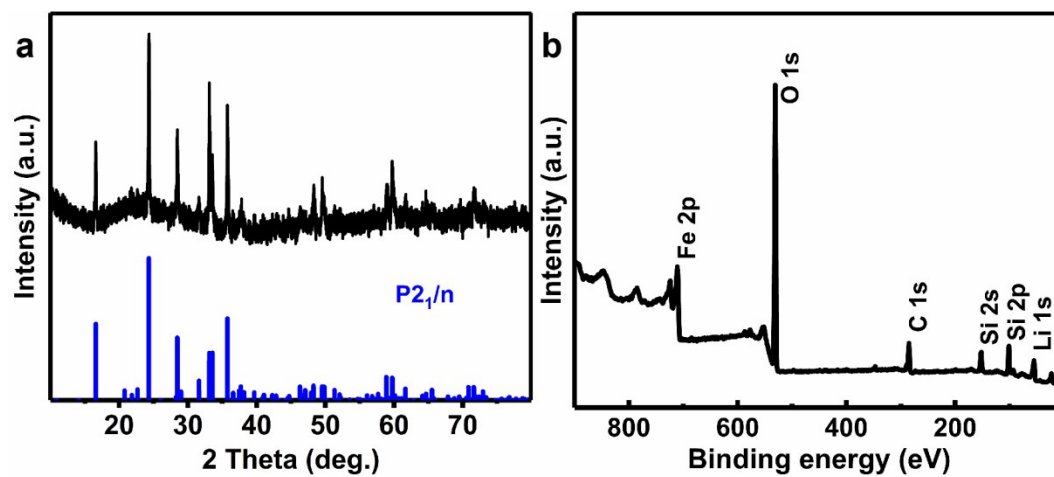
*School of Material Science & Engineering, University of Jinan, Jinan, 250022, P. R.*

*China*

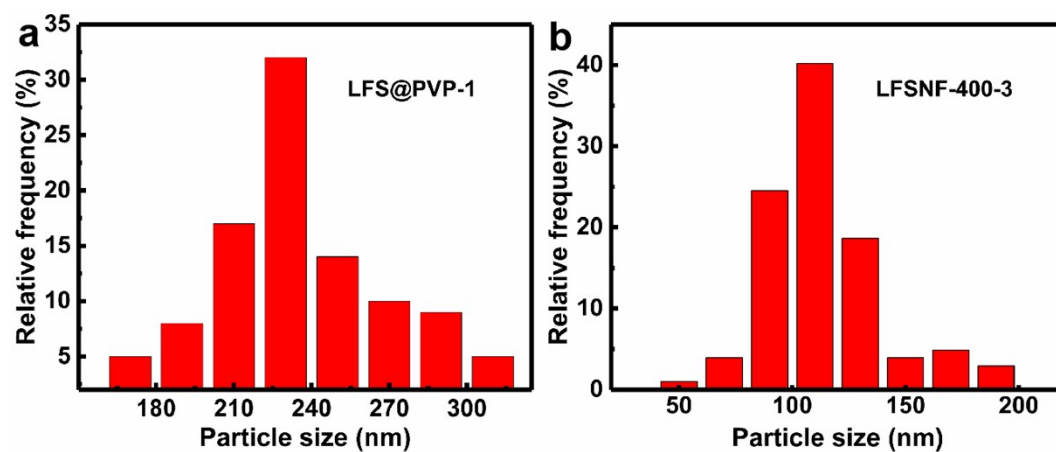
\*Corresponding authors

E-mail: [mse\\_yuancz@ujn.edu.cn](mailto:mse_yuancz@ujn.edu.cn); [ayuancz@163.com](mailto:ayuancz@163.com) (Prof. C. Z. Yuan)

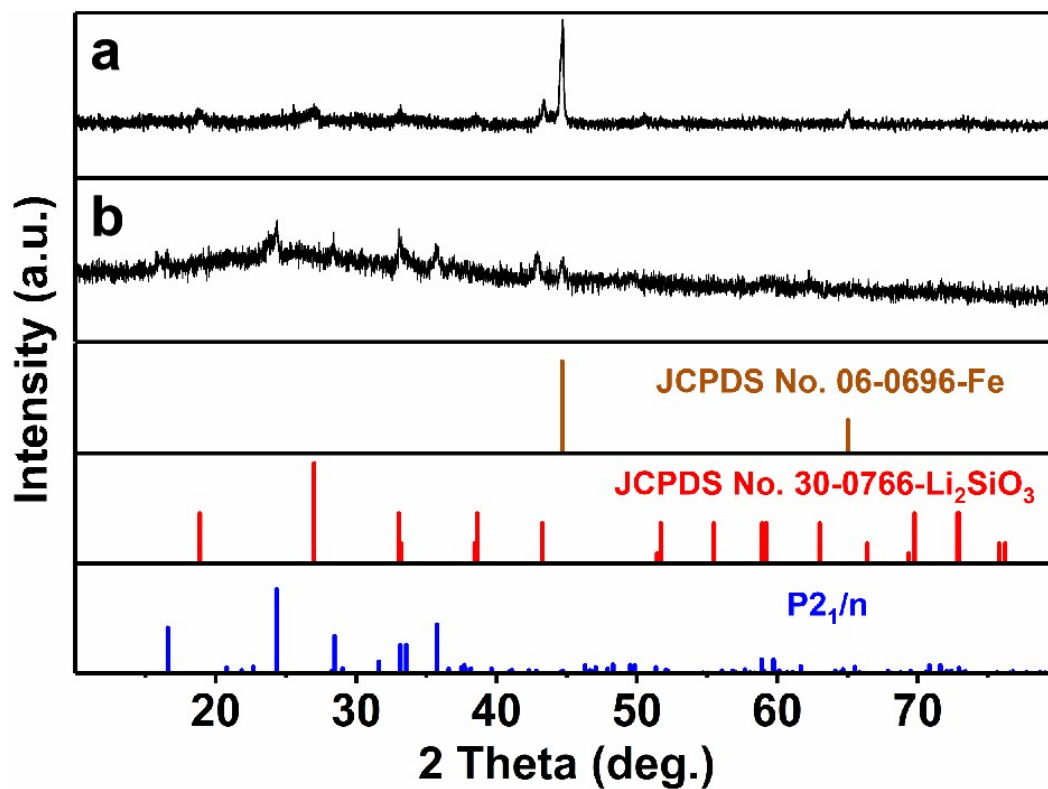
<sup>‡</sup> Theses authors contributed equally to this work.



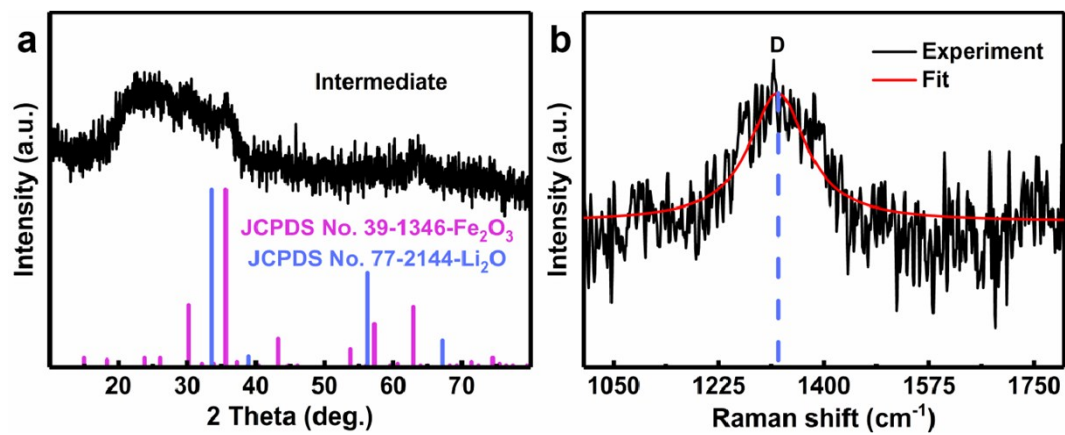
**Fig. S1** (a) XRD pattern of the LFS@PVP-1 with pretreatment at 400 °C for 3 h in air and calcination at 900 °C for 10 h in N<sub>2</sub>. (b) XPS survey spectrum of the LFSNF-400-3.



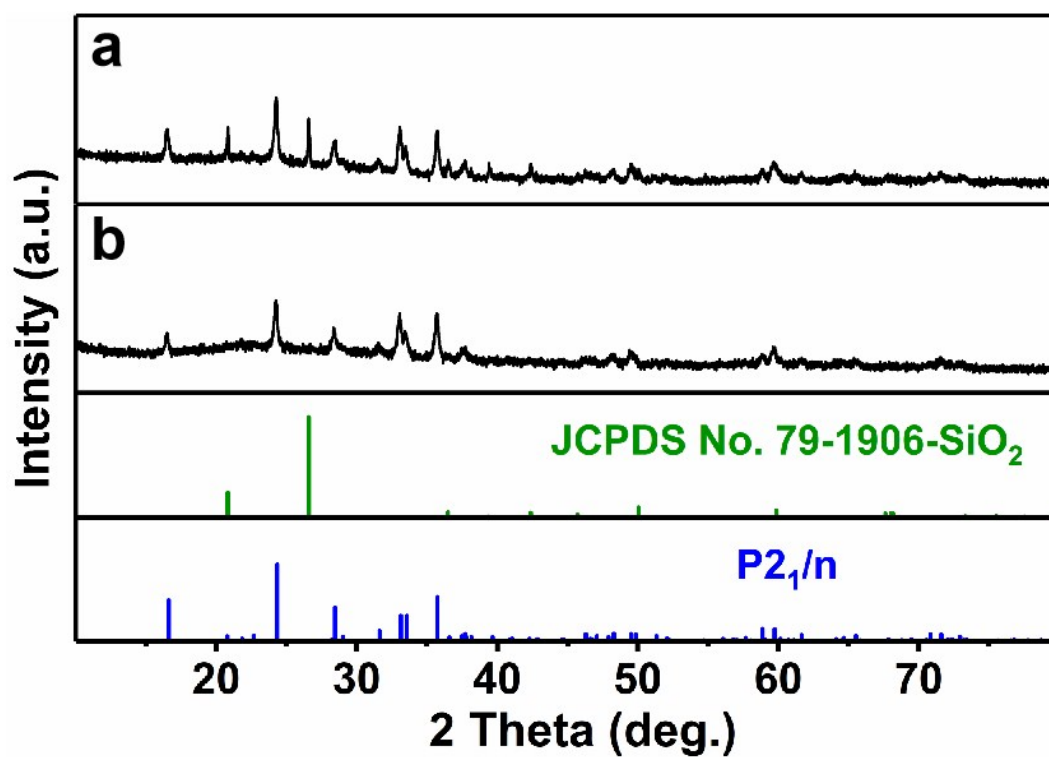
**Fig. S2** Corresponding diameter distribution diagram of (a) the LFS@PVP-1 and (b) LFSNF-400-3.



**Fig. S3** XRD pattern of the product obtained (a) without the pretreatment in air and (b) pretreatment in N<sub>2</sub> on the first step.



**Fig. S4** (a) XRD pattern and (b) Raman spectrum of the intermediate.



**Fig. S5** XRD patterns of final products after pretreated at 400 °C for 3 h in air and calcinated at 700 °C for (a) 5 h and (b) 8 h in N<sub>2</sub>.