

Electronic Supporting Information:

Enhanced Photocatalytic Activity and Charge Transfer of TiO₂/BiVO₄ Nanostructured Composite

Qiaonan Yu,^{a,b} Guoqiang Li *^{a,c} and Feng Zhang^a

a. Key Laboratory of Photovoltaic Materials of Henan Province, Henan University, Kaifeng 475004, PR China.

b. College of Electronics and Electrical Engineering, Nanyang Institute of Technology, Nanyang 473004, PR China.

c. National Demonstration Center for Experimental Physics and Electronics Education, School of Physics and Electronics, Henan University, Kaifeng 475004, PR China.

*Corresponding author Email: gqli1980@henu.edu.cn.

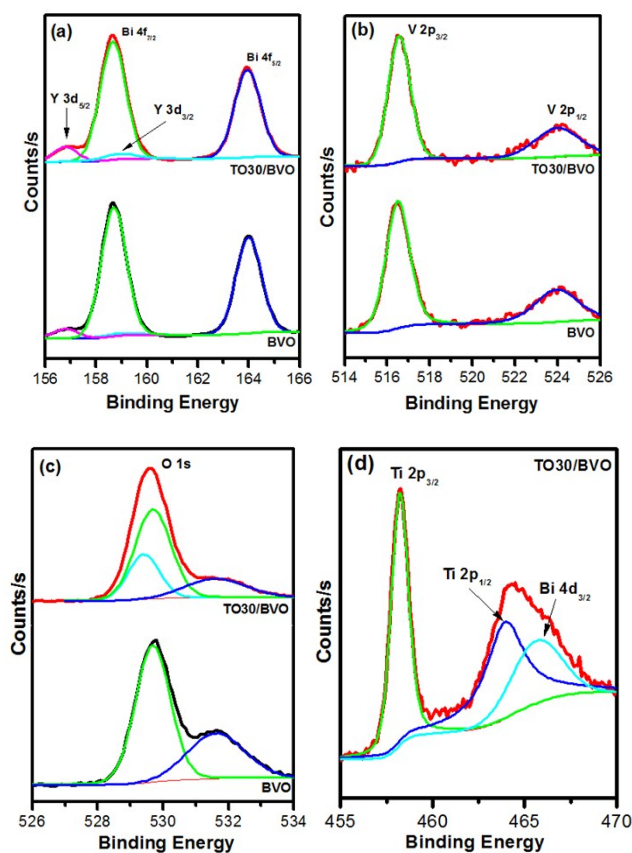


Figure S1. High resolution XPS spectra of Bi 4f (a), V 2p (b), O 1s (c) and Ti 2p (d) of BVO and TO30/BVO.

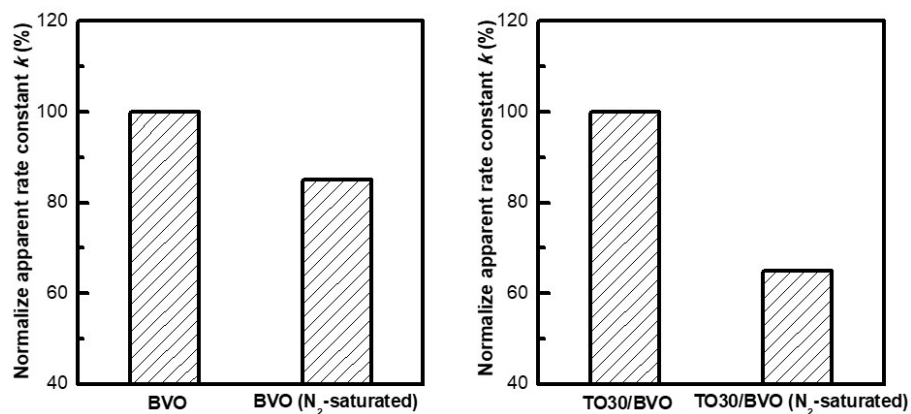


Figure S2. Normalize apparent rate constant of BVO and TO30/BVO thin films under common condition and N_2 -saturated condition.

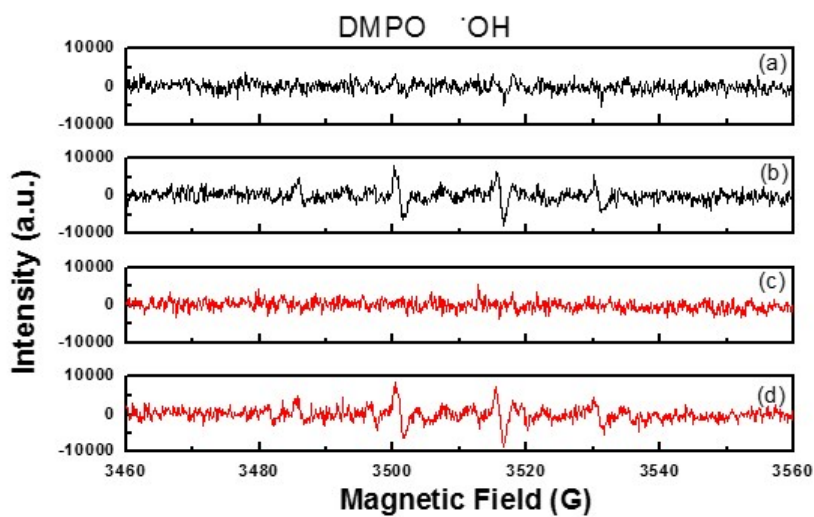


Figure S3. DMPO spin trapping EPR spectra for DMPO- $\cdot OH$ with BVO and TO30/BVO samples under dark condition (a, c) and after 6min visible light irradiation (b, d).