

Supplementary Material

An atomic insight on BiOBr/La₂Ti₂O₇ p-n heterojunction: Interfacial charge transfer pathway and photocatalysis mechanism

Huizhong Wu,^a Ruimin Chen,^a Hong Wang,^b Wen Cui,^{a,b} Jieyuan Li,^b Jiadong Wang,^a Chaowei Yuan^a, Lin Zhuo^a, Yuxin Zhang^c, Fan Dong^{*a,b}

^a Chongqing Key Laboratory of Catalysis and New Environmental Materials, College of Environment and Resources, Chongqing Technology and Business University, Chongqing 400067, China.

^b Research Center for Environmental Science & Technology, Institute of Fundamental and Frontier Sciences, University of Electronic Science and Technology of China, Chengdu 611731, China.

^c College of Materials Science and Engineering, Chongqing University, Chongqing 400074, China.

*Corresponding Author, Email Address: dfctbu@126.com (Fan Dong)

Figures:




Figure S1 SEM images of B-L-1(a),B-L-3(b) and B-L-4(c).




Figure S2 EDX elemental mapping of Bi (a), Br (b), O (c), La (d) , Ti (e) and C(f).

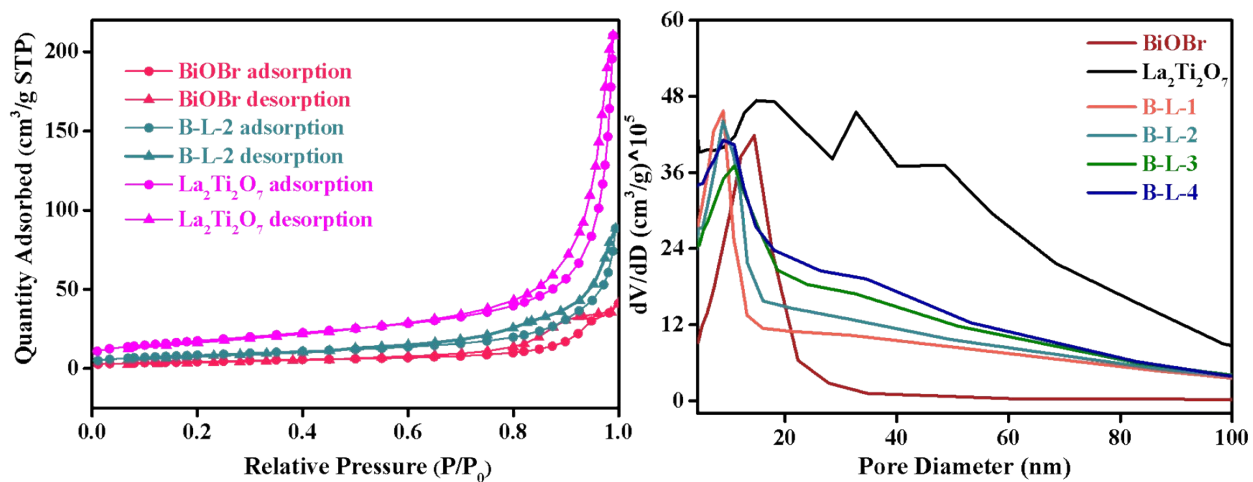


Figure S3 N₂ adsorption-desorption isotherms curve (a) and corresponding pore-size distribution curve (b) of BiOBr、La₂Ti₂O₇ and B-L-2.