

### Supporting information for

#### *Synthesis, crystal and electronic structure of the Pt-rich phosphides EuPt<sub>3</sub>P and EuPt<sub>6</sub>P<sub>2</sub>*

Igor V. Plokhikh, Nazir Khan, Alexander A. Tsirlin, Alexei N. Kuznetsov, Dmitry O. Charkin,

Andrei V. Shevelkov and Arno Pfitzner

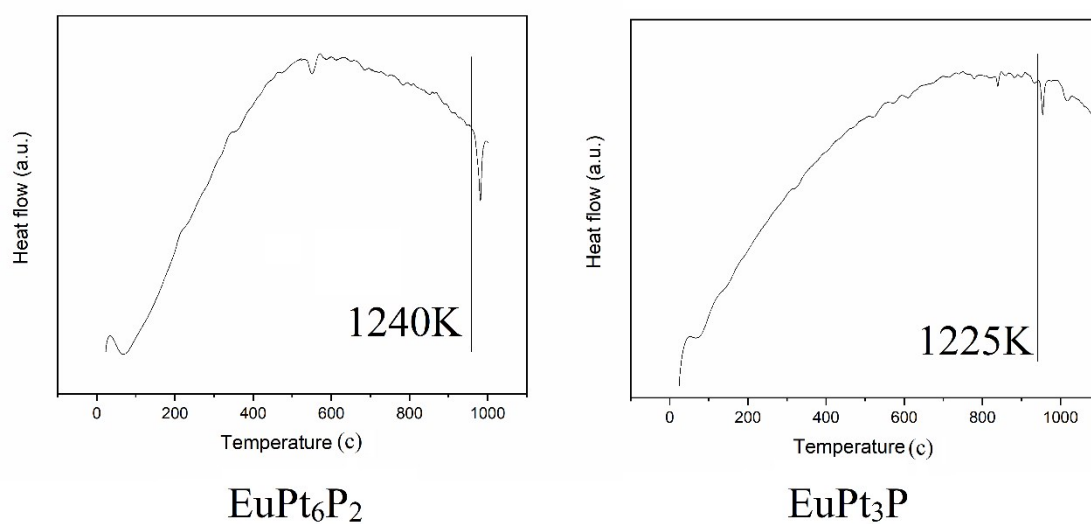


Figure S1. DTA curves for EuPt<sub>6</sub>P<sub>2</sub> and EuPt<sub>3</sub>P.

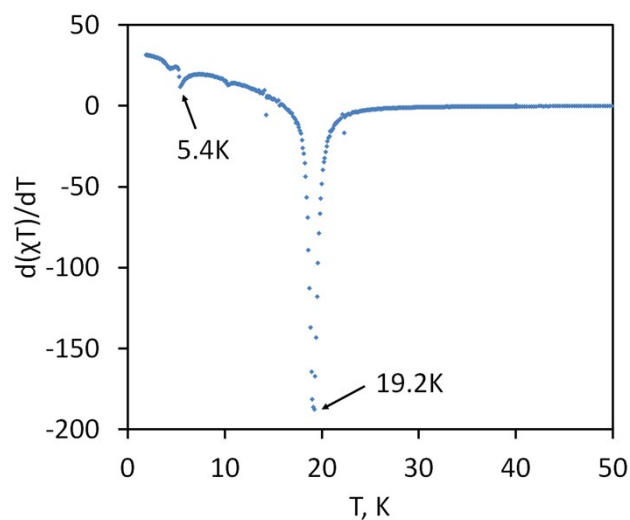


Figure S2. Fisher's heat capacity  $d(\chi T)/dT$  plot for EuPt<sub>3</sub>P.

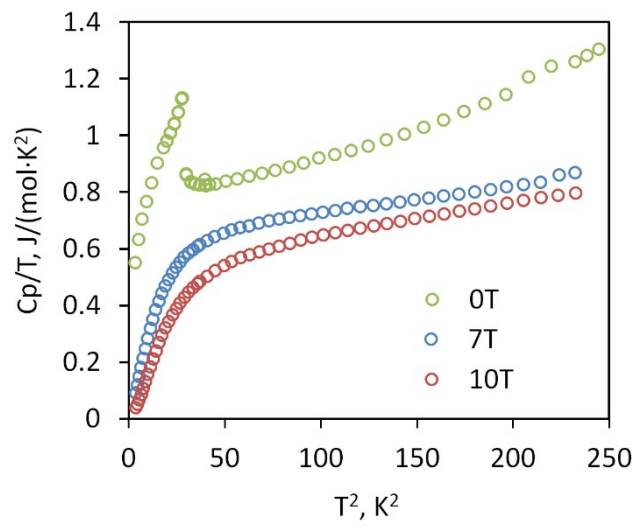


Figure S3.  $C_p/T$  vs  $T^2$  plot for  $\text{EuPt}_3\text{P}$  in 0, 7 and 10T fields.