Electronic Supplementary Material (ESI) for Nanoscale.
This journal is © The Royal Society of Chemistry 2019

PAPER

Supplementary Information

Dual pH-Triggered Catalytic Selective Mn Clusters for Cancer Radiosensitization and Radioprotection

Shuxin Lv,‡[a] Wei Long,‡[c] Junchi Chen,‡[b] Qinjuan Ren,‡[b] Junying Wang,[b] Xiaoyu Mu,[b] Haile Liu,[b] Xiao-Dong Zhang,*[b] and Ruiping Zhang*[a]

[a] *The Affiliated Da Yi Hospital of Shanxi Medical University; Department of Biochemistry and Molecular Biology, Shanxi Medical University, Taiyuan 030001, China.*

[b] *Department of Physics and Tianjin Key Laboratory of Low Dimensional Materials Physics and Preparing Technology, School of Sciences, Tianjin University, Tianjin 300350, China.*

[c] *Tianjin Key Laboratory of Molecular Nuclear Medicine, Institute of Radiation Medicine, Chinese Academy of Medical Sciences and Peking Union Medical College, Tianjin 300192, China*

*Correspondence should be addressed to zrp_7142@sxmu.edu.cn and X.Z. (xiaodongzhang@tju.edu.cn)

‡Authors contributed equally to this work.

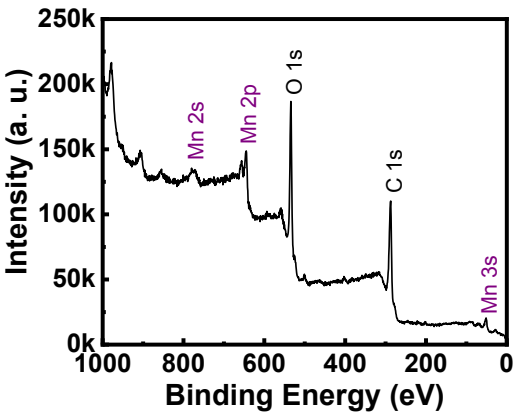

Figure S1. XPS full spectrum of Mn_{12} clusters.

This journal is © The Royal Society of Chemistry 2019

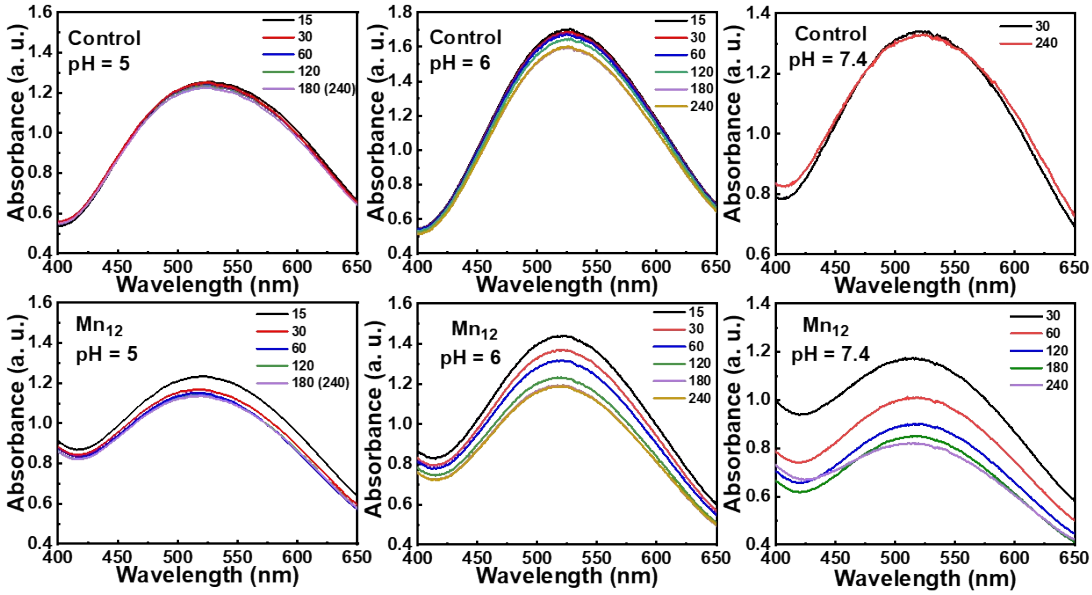

Figure S2. Absorption curves with or without Mn_{12} clusters under different pH characterized by SA assays.

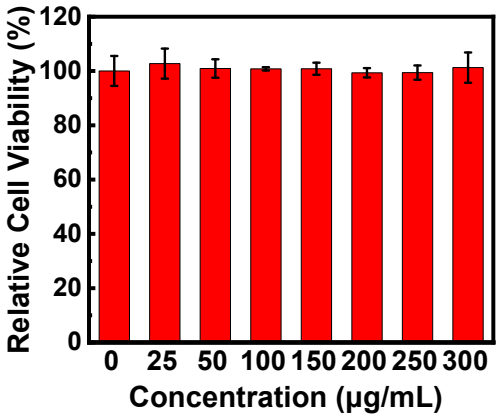

Figure S3. Cytotoxicity measurement of CHO cells treated with Mn_{12} clusters at various concentrations (n=6).

This journal is © The Royal Society of Chemistry 2019

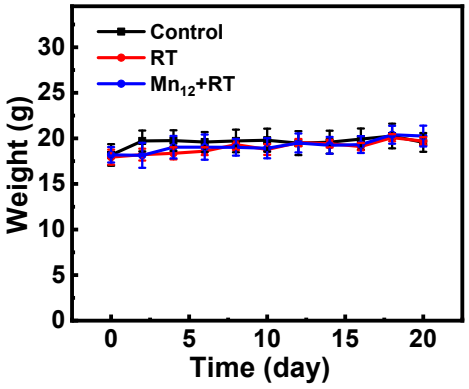

Figure S4. Body weight of different groups during the radiotherapy (n=5).

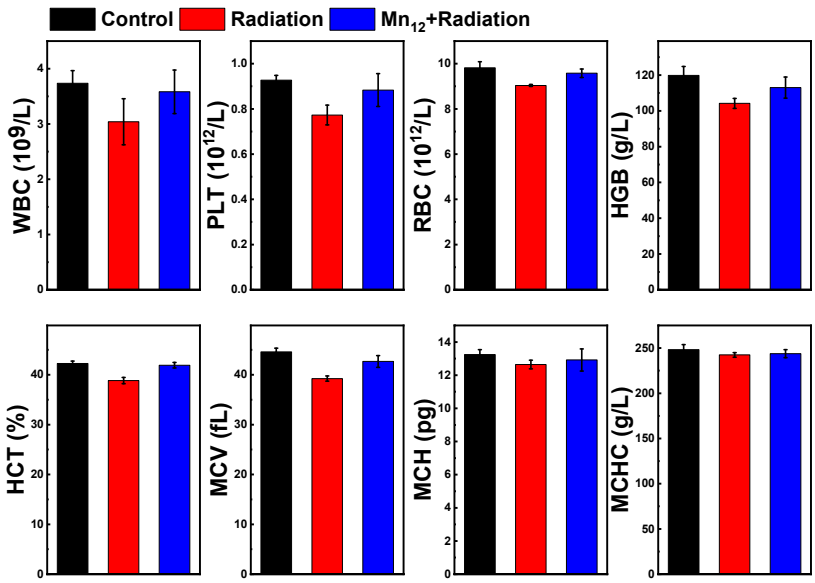

Figure S5. Hematological analysis of irradiated mice treated with and without Mn_{12} clusters, including white blood cells (WBC), platelets (PLT), red blood cells (RBC), hemoglobin (HGB), hematocrit (HCT), mean corpuscular volume (MCV), mean corpuscular hemoglobin (MCH), and mean corpuscular hemoglobin concentration (MCHC) (n=5).

This journal is © The Royal Society of Chemistry 2019