

Electronic Supplementary Information for:

Thermo- and redox-responsive dumbbell-shaped copolymers: from structure design to LCST-UCST transition

Hui Zou^{*a}, Qiliang Wu^a, Qianwei Li^a, Chunyao Wang^b, Li Zhou^a, Xiao-Hua Hou^a and Weizhong Yuan^{*b}

^aDepartment of Polymer Science and Engineering, School of Chemistry and Chemical Engineering, and Anhui Key Laboratory of Advanced Catalytic Materials and Reaction Engineering, Hefei University of Technology, Hefei 230009, Anhui Province, China

^bSchool of Materials Science and Engineering, Tongji University, 201804, Shanghai, China

Corresponding author: zouh@hfut.edu.cn (H. Zou); yuanwz@tongji.edu.cn (W. Yuan)

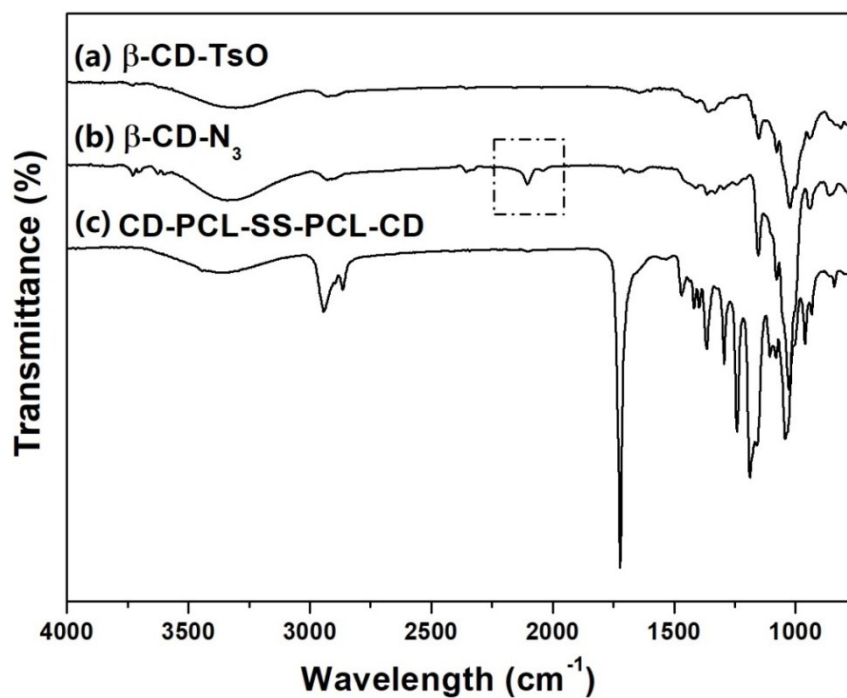


Fig. S1 FT-IR spectra of (a) β -CD-TsO, (b) β -CD-N₃ and (c) CD-PCL-SS-PCL-CD.

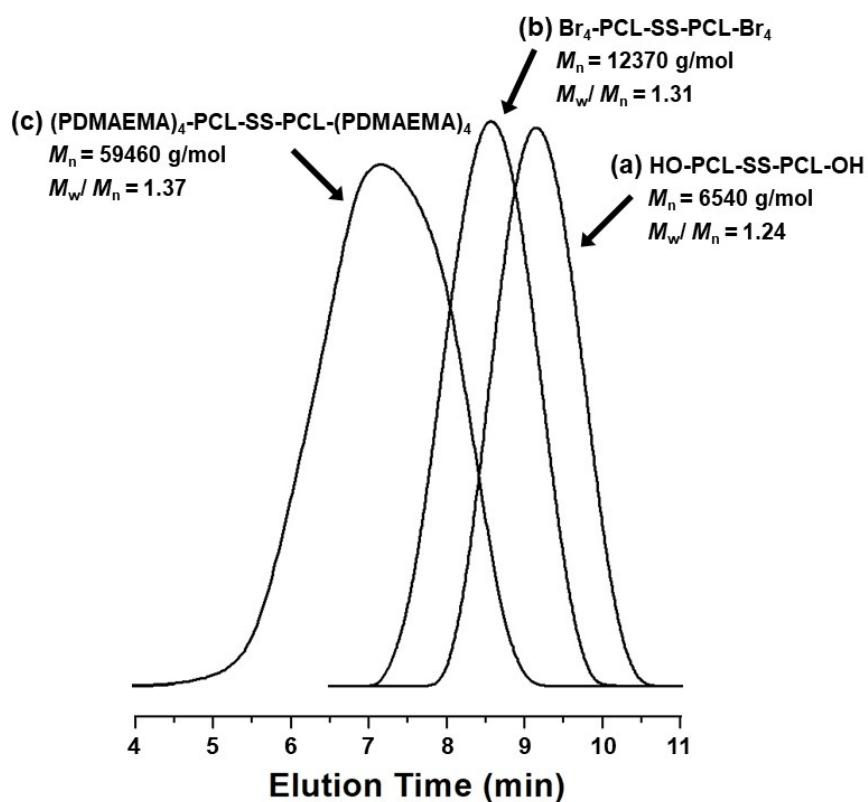


Fig. S2 GPC traces of (a) HO-PCL-SS-PCL-OH, (b) Br₄-PCL-SS-PCL-Br₄, and (c) (PDMAEMA)₄-PCL-SS-PCL-(PDMAEMA)₄.

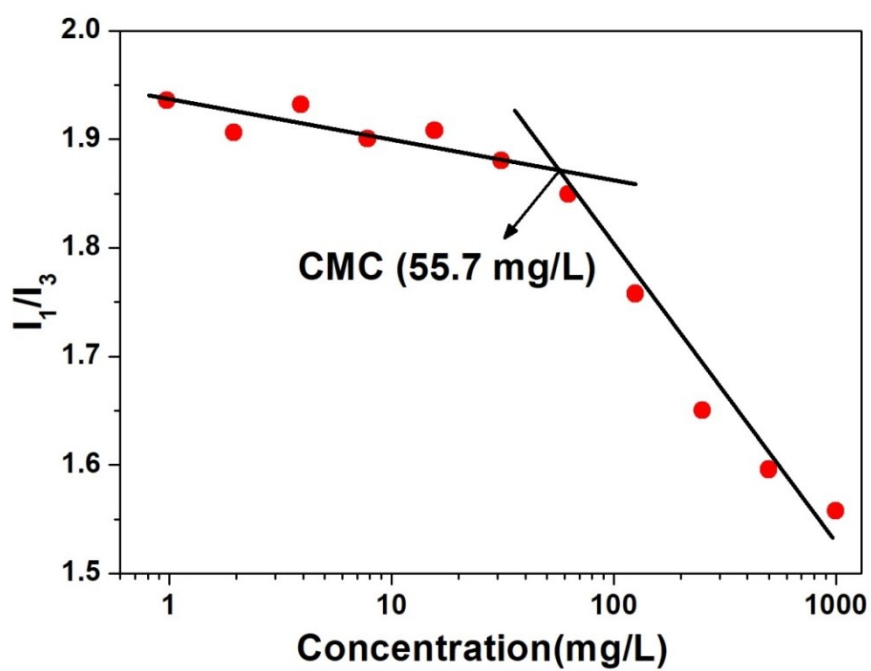


Fig. S3 CMC of the dumb-shaped copolymer (PDMAEMA)₄-PCL-SS-PCL-(PDMAEMA)₄.




Fig. S4 TEM images of (PDMAE)PS₄-PCL-SS-PCL-(PDMAE)PS₄ aqueous solutions at 45 °C.