

## Supporting Information


### **A robust 3D-printed multilayer conductive graphene/polycaprolactone composite electrode**

Chong-Yong Lee,<sup>a,\*</sup> Sepidar Sayyar,<sup>a,b</sup> Paul J. Molino,<sup>a</sup> and Gordon G. Wallace,<sup>a,b</sup>


<sup>a</sup>ARC Centre of Excellence for Electromaterials Science,  
Intelligent Polymer Research Institute,  
AIIM, Innovation Campus,  
University of Wollongong, Wollongong, NSW 2500, Australia.

<sup>b</sup>Australia National Fabrication Facility – Materials Node,  
Innovation Campus,  
University of Wollongong, Wollongong, NSW 2500, Australia.


E-mail: [cylee@uow.edu.au](mailto:cylee@uow.edu.au)




**Figure S1** Optical images of 3D printed PCL-CCG with 2, 4 and 6-layers.



**Figure S2** A top view scanning electron microscopy image of 3D printed PCL-CCG.



**Figure S3** SEM images of cross-sectional printed PCL-CCG of different magnifications. Red arrows indicating location where graphene sheets were wrapped around with PCL.



**Figure S4** (a) Optical and (b) confocal microscopy images of diatoms immobilized on a ITO glass electrode.