

## ***Supplementary Information***

# Formation of Highly Ordered Micro Fillers in Polymeric Matrix by Electro-field-assisted Aligning

*Yajun Zhang<sup>a</sup>, Xiangwen Zheng<sup>a</sup>, Weitao Jiang<sup>a\*</sup>, Jie Han<sup>a</sup>, Jiangtao Pu<sup>a</sup>, Lanlan*

*Wang<sup>a</sup>, Biao Lei<sup>a</sup>, Bangdao Chen<sup>a,b</sup>, Yongsheng Shi<sup>a</sup>, Lei Yin<sup>a</sup>, Hongzhong Liu<sup>a\*</sup>,*

*Feng Luo<sup>a,c</sup>, Xiaokang Liu<sup>d</sup>, Jinju Chen<sup>e</sup>*

*<sup>a</sup> State Key Laboratory for Manufacturing Systems Engineering, Xi'an Jiaotong University, Xi'an 710054, China;*

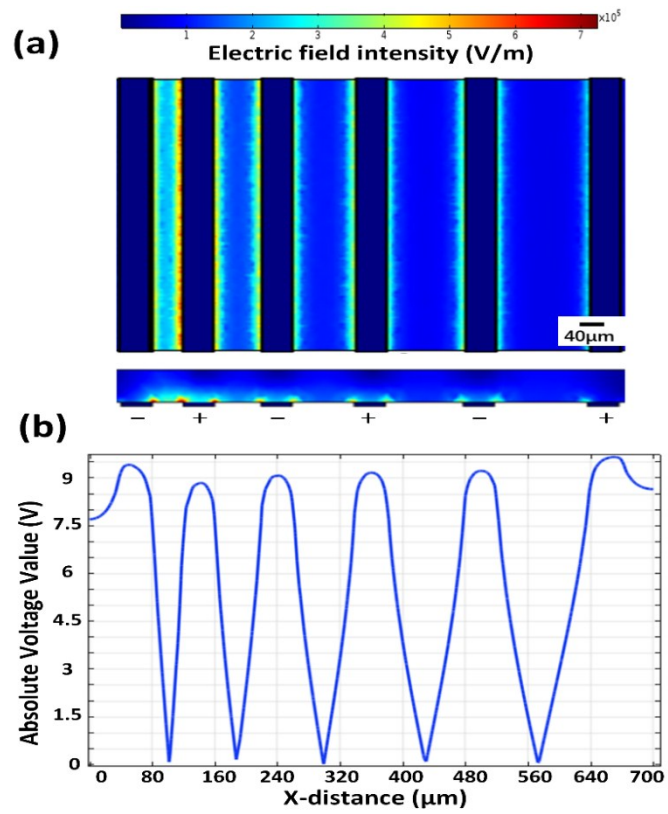
*<sup>b</sup> Shaanxi Joint Laboratory for Graphene;*

*<sup>c</sup> IMDEA Nanoscience, Faraday 9, Ciudad Universitaria de Cantoblanco 28049, Madrid, Spain;*

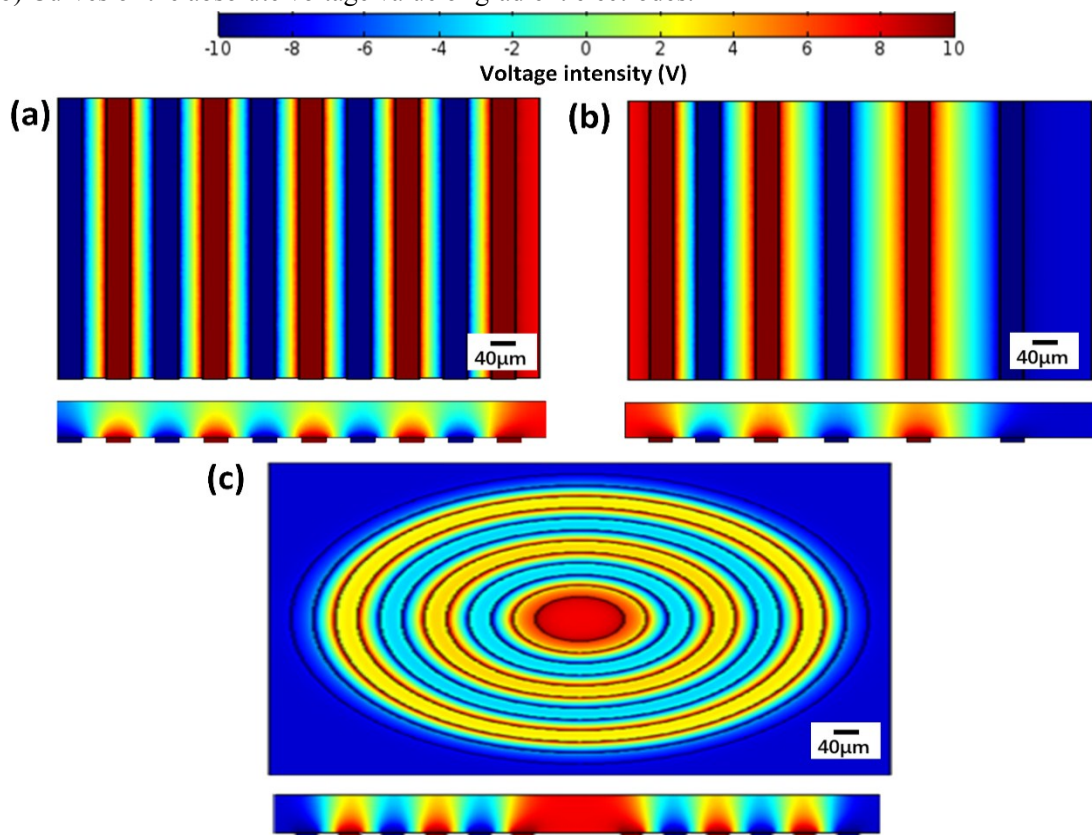
*<sup>d</sup> Engineering Research Center of Mechanical Testing Technology and Equipment, Chongqing University of Technology, Chongqing 400050, China;*

*<sup>e</sup> School of Engineering, Newcastle University, United Kingdom.*

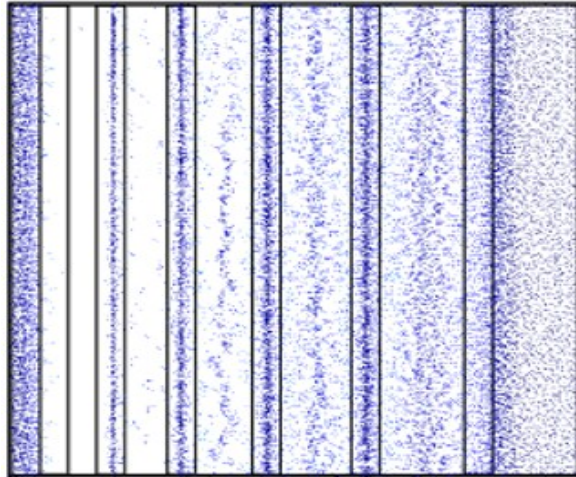
*E-mail: wtjiang@mail.xjtu.edu.cn, hzliu@mail.xjtu.edu.cn.*



**Fig. S1** (a) Field intensity distribution in the horizontal and vertical planes of gradient electrodes; (b) Curves of the absolute voltage value of gradient electrodes.



**Fig. S2** Voltage distribution of (a) interdigital electrodes; (b) gradient electrodes; (c) serpentine electrodes.



**Fig. S3** Simulation results of particles dynamic distribution of gradient electrodes.