

Supplementary Information for

Ozone and ozone/vacuum-UV degradation of diethyl dithiocarbamate collector:

Kinetics, mineralization, byproducts and mechanisms

Pingfeng Fu*, Yanhong Ma, Huifen Yang, Gen Li, Xiaofeng Lin

School of Civil and Resources Engineering, University of Science and Technology Beijing, Beijing 100083, China.

Figure list

Figure S1 Molecular structure of sodium diethyl dithiocarbamate

Figure S2 Distribution of UV irradiation emitted from the Vacuum-UV (VUV) lamp

Figure S3 Mass spectrums of byproducts generated in the VUV/O₃ degradation of DDC, (a) *N,N*-diethylformamide; (b) *N,N*-dimethylacetamide; (c) *N*-ethylacetamide; (d) *N*-methylacetamide; (e) 5,6-dihydro thymine; (f) *N*-formyl-*N*-methylformamide; (g) diacetamide.

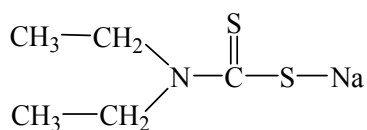


Fig. S1 Molecular structure of sodium diethyl dithiocarbamate

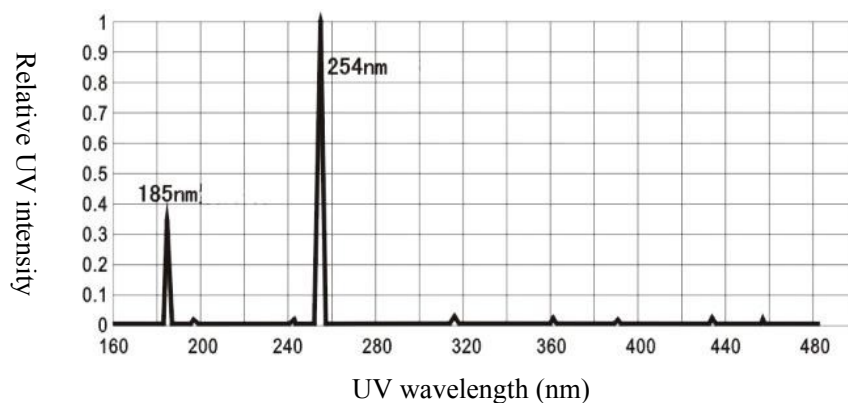


Fig. S2 Distribution of UV irradiation emitted from the Vacuum-UV (VUV) lamp

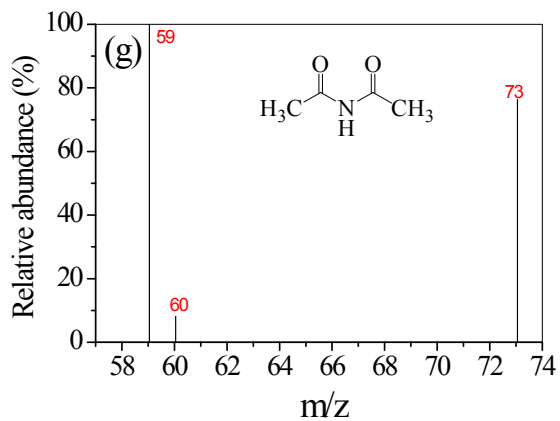
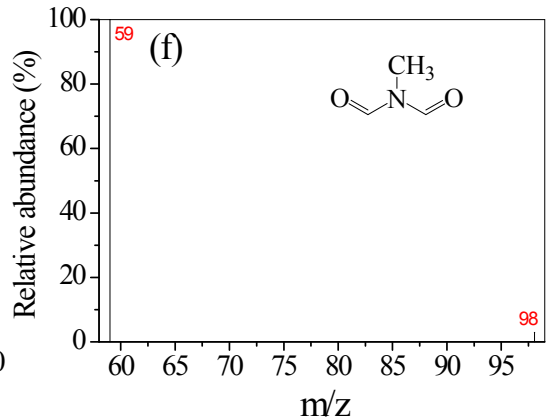
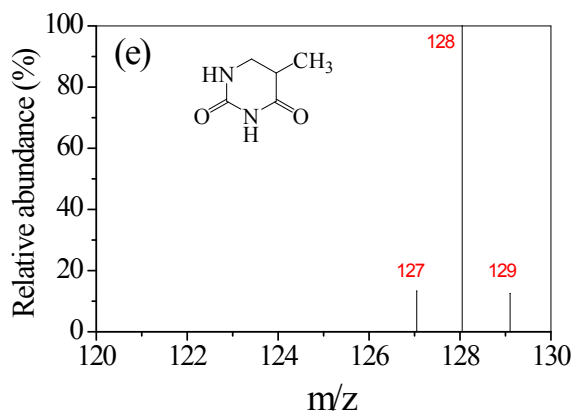
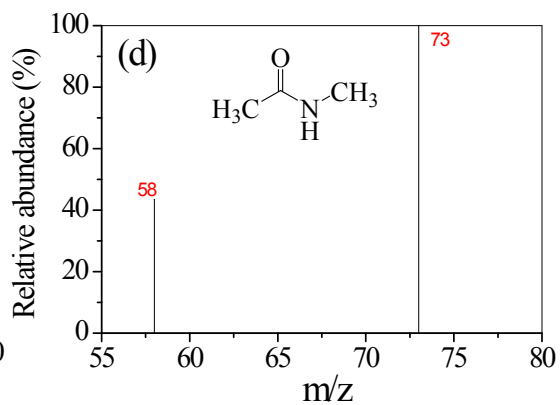
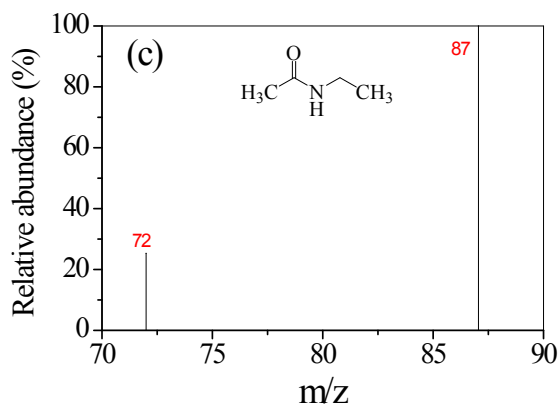
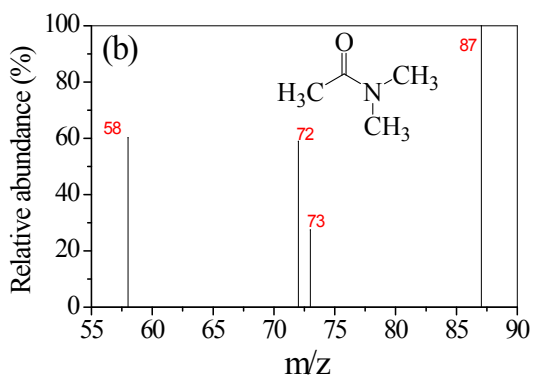
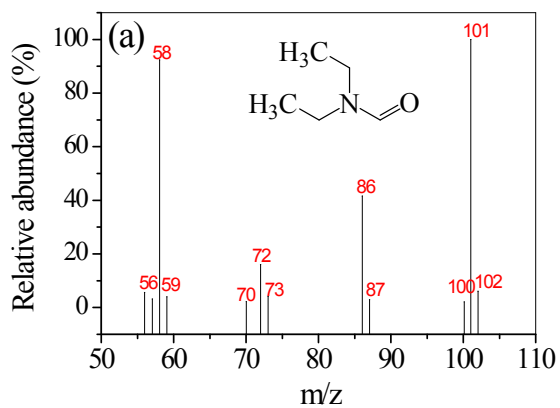


Fig. S3 Mass spectrums of byproducts generated in the VUV/O₃ degradation of DDC, (a) *N,N*-diethylformamide; (b) *N,N*-dimethylacetamide; (c) *N*-ethylacetamide; (d) *N*-methylacetamide; (e) 5,6-dihydro thymine; (f) *N*-formyl-*N*-methylformamide; (g) diacetamide.