




FESEM micrograph of specimens with  $R_{F/S}=2$  of ferric ions to strontium ions



FESEM micrograph of specimens with  $R_{F/S}=3$  of ferric ions to strontium ions



FESEM micrograph of specimens with  $R_{F/S}=4$  of ferric ions to strontium ions



FESEM micrograph of specimens with  $R_{F/S}=8$  of ferric ions to strontium ions