

Elucidating the effect of precursor decomposition time on the structural and optical properties of copper (I) nitride nanocubes

Rudo K. Kadzutu-Sithole¹, Lerato F.E. Machogo-Phao¹, Tshwarela Kolokoto¹, Memory Zimuwandeyi¹, Siziwe S. Gqoba¹, Kalenga P. Mubiayi¹, Makwena J. Moloto², Juanita Van Wyk^{1*} and Nosipho Moloto^{1*}

¹Molecular Sciences Institute, School of Chemistry, University of the Witwatersrand, Private Bag 3, Wits, 2050, South Africa

²Department of Chemistry, Faculty of Applied and Computer Science, Vaal University of Technology, Private Bag X021, Vanderbijlpark, South Africa

*Corresponding authors: Juanita van Wyk, Nosipho Moloto

Email: Juanita.VanWyk@wits.ac.za, Nosipho.Moloto@wits.ac.za

Tel: +27117176732, +27117176774

Fax: +2711 7176749

Supporting Information

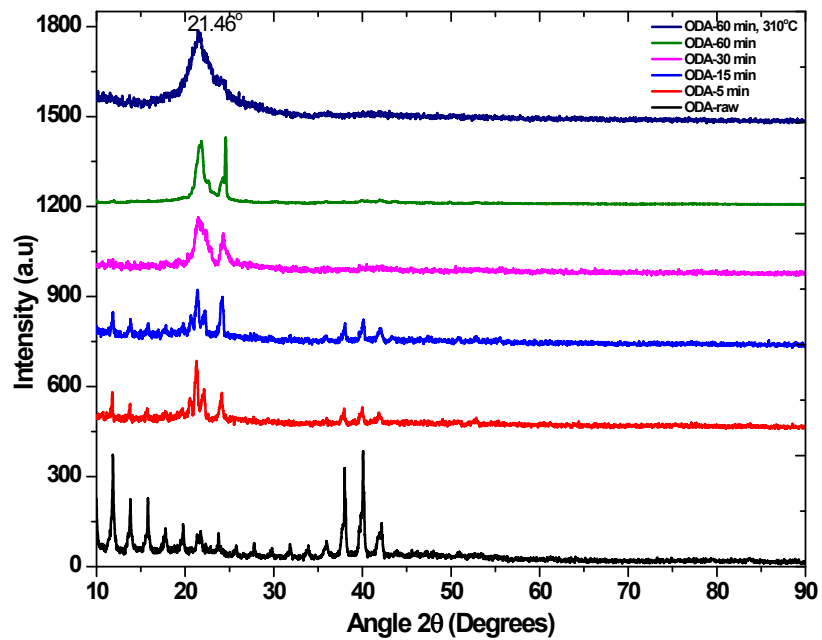


Fig. 1S: X-ray diffraction patterns of ODA heated at 260 °C for 5 – 60 min and one sample heated at 310 °C.

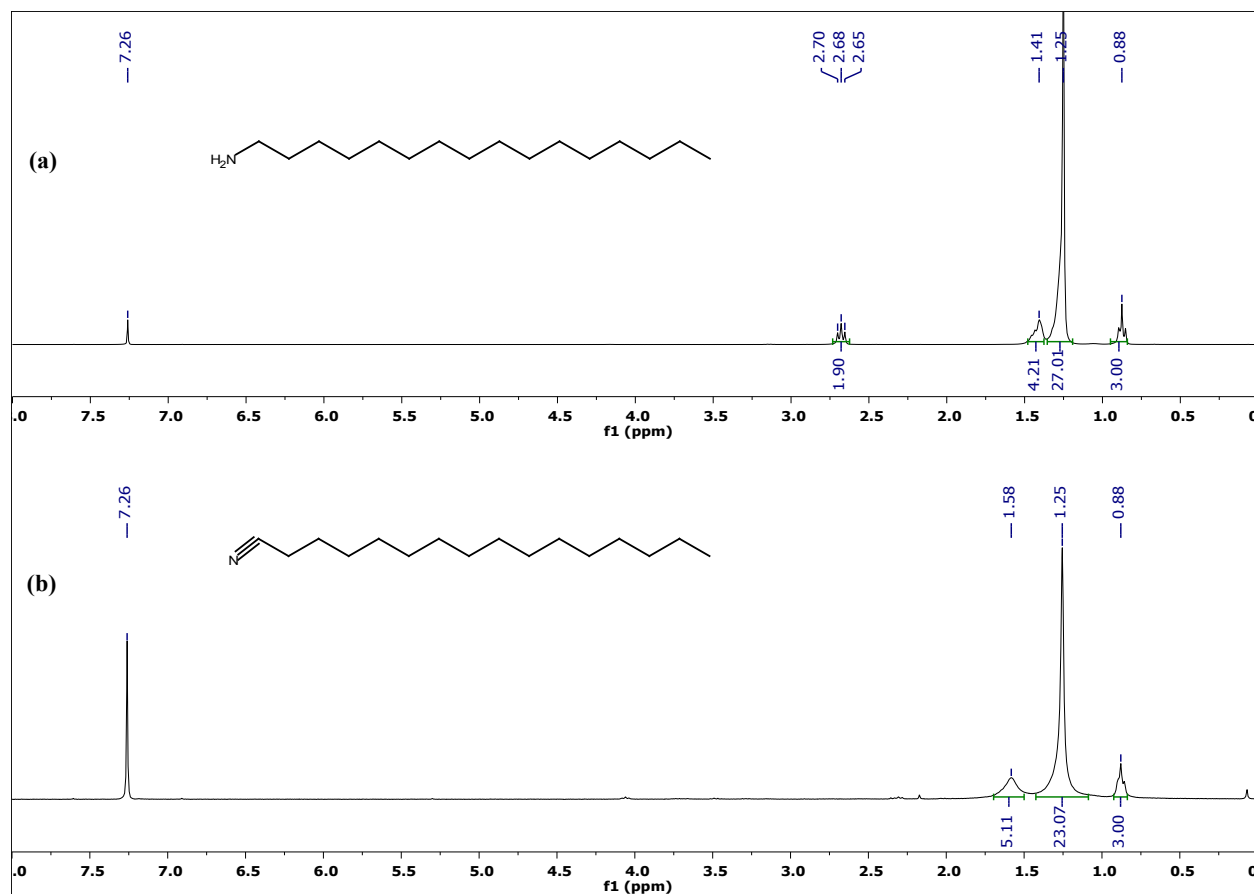


Fig. 2S: ¹H NMR spectra of (a) HDA and (b) Cu₃N nanocubes in CDCl₃ (15 min sample).

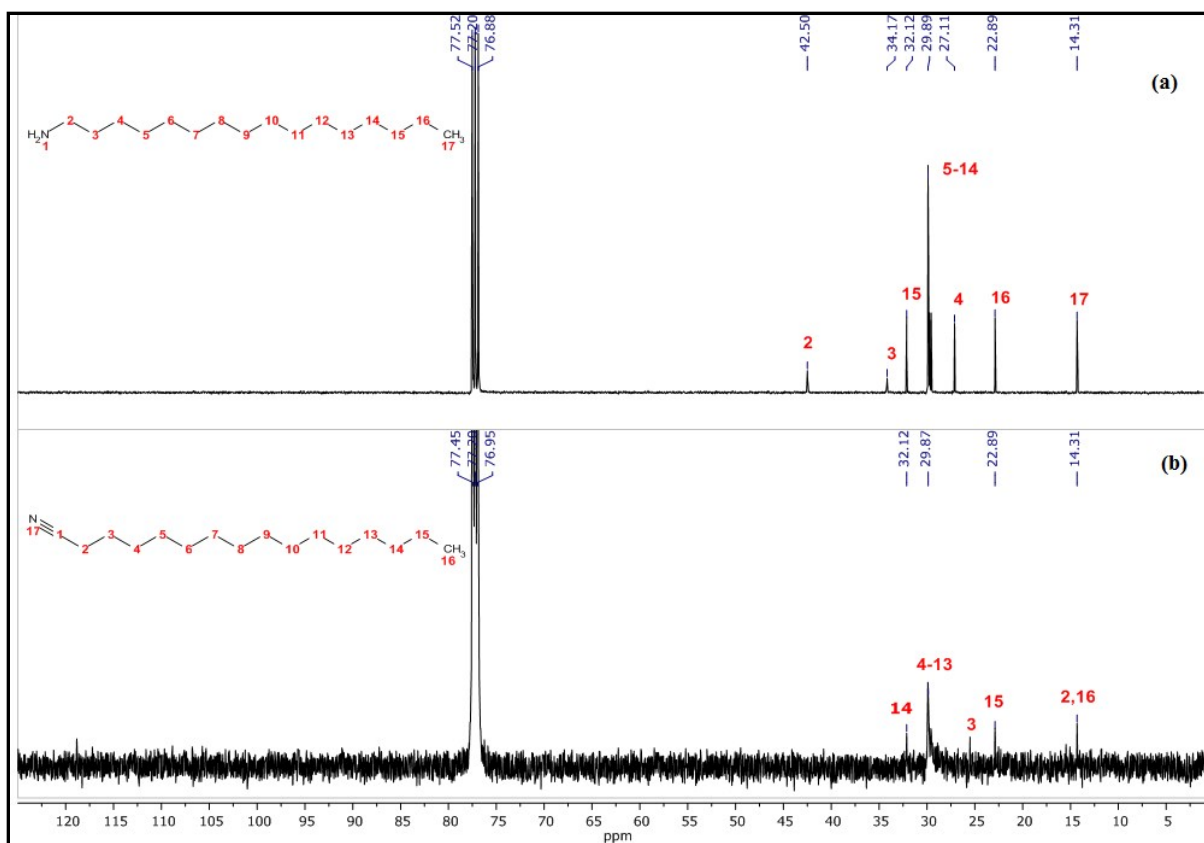


Fig. 3S: ^{13}C NMR spectra of (a) HDA and (b) Cu_3N nanocubes in CDCl_3 (15 min sample).