

Figure S1 Real picture of the microfluidic device for preparing ZSM-5 zeolite film in capillary microreactor.




Figure S2 Real picture of the continuous flow catalytic acetalisation reaction device

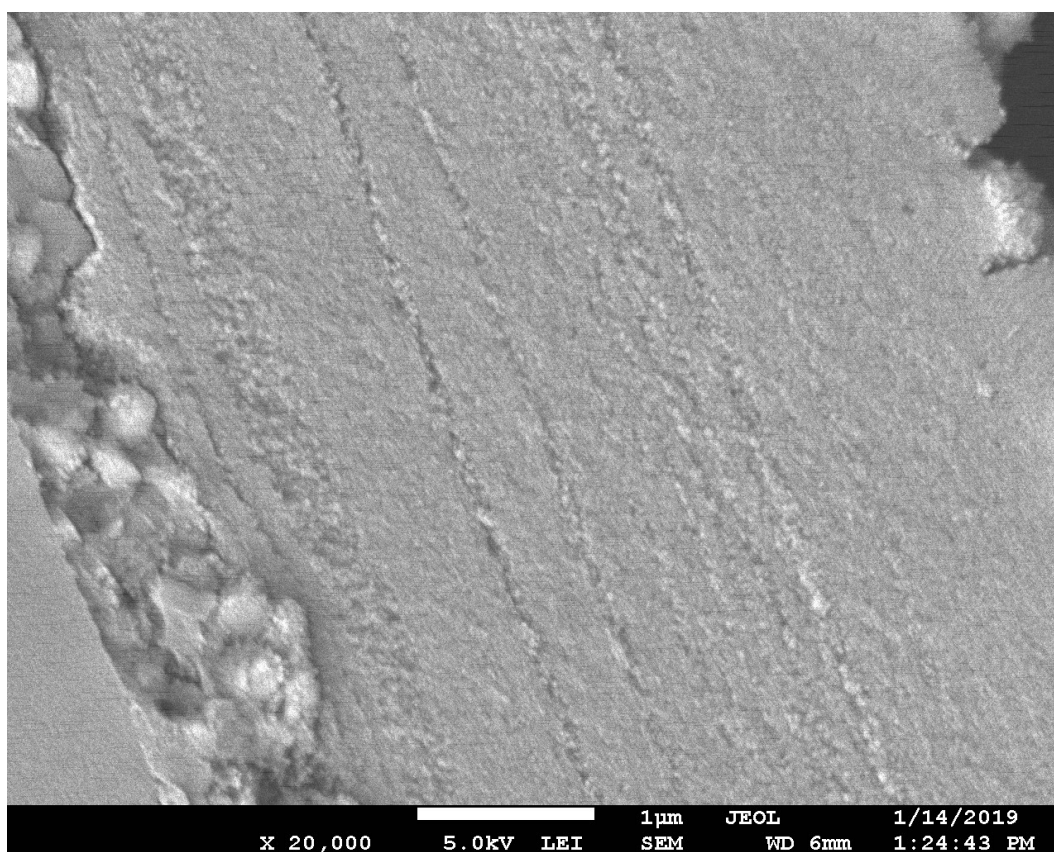


Figure S3-1 High resolution SEM image of Fig. 4(a)




Figure S3-2 High resolution SEM image of Fig. 4(b)




Figure S3-3 High resolution SEM image of Fig. 4(c)




Figure S3-4 High resolution SEM image of Fig. 4(d)




Figure S3-5 High resolution SEM image of Fig. 4(e)






Figure S4-1 High resolution SEM image of Fig. 5(a)




Figure S4-2 High resolution SEM image of Fig. 5(b)




Figure S4-3 High resolution SEM image of Fig. 5(c)




Figure S4-4 High resolution SEM image of Fig. 5(d)