

Supporting Information

Single-step fabrication of 3D hierarchical ZnO/ZnS heterojunction branched nanowires by MOCVD for enhanced photoelectrochemical water splitting

Mostafa Afifi Hassan¹, Aadil Waseem¹, Muhammad Ali Johar¹, Indrajit V. Bagal¹, Jun-Seok Ha² and Sang-Wan Ryu^{1,2,*}

¹Department of Physics, Chonnam National University, Gwangju 61186, Republic of Korea

²Optoelectronic Convergence Research Center, Chonnam National University, Gwangju 61186, Republic of Korea

* Corresponding authors

E-mail address: sangwan@chonnam.ac.kr

Supplementary Information S1




Figure. S1. High magnification TEM of ZnO branched NWs with the corresponding energy dispersive X-ray spectroscopy (EDS) mapping. The scale represents 1 μ m.

Supplementary Information S2

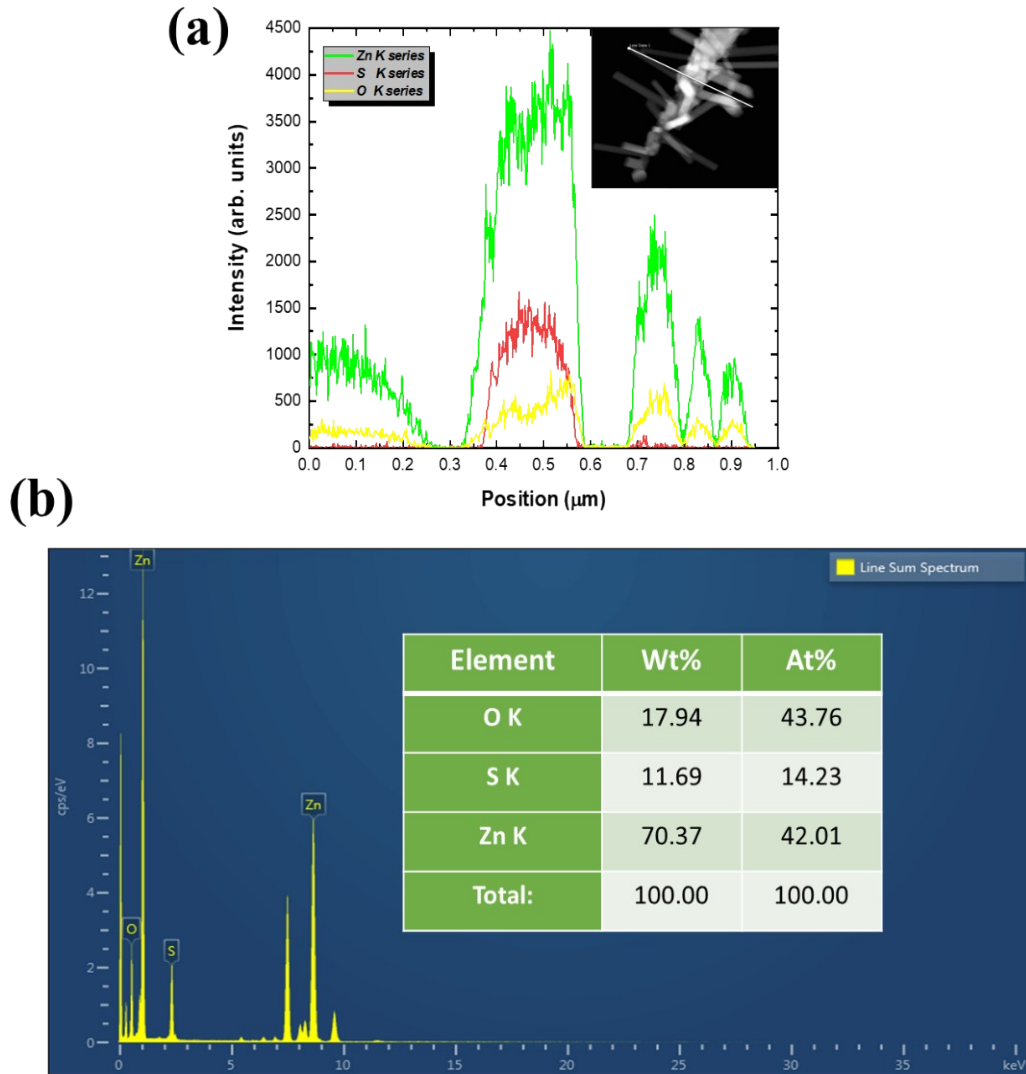


Figure. S2. Line scan profile of ZnO branched NWs along STEM image with the corresponding EDS analysis and elemental distribution.

Supplementary Information S3

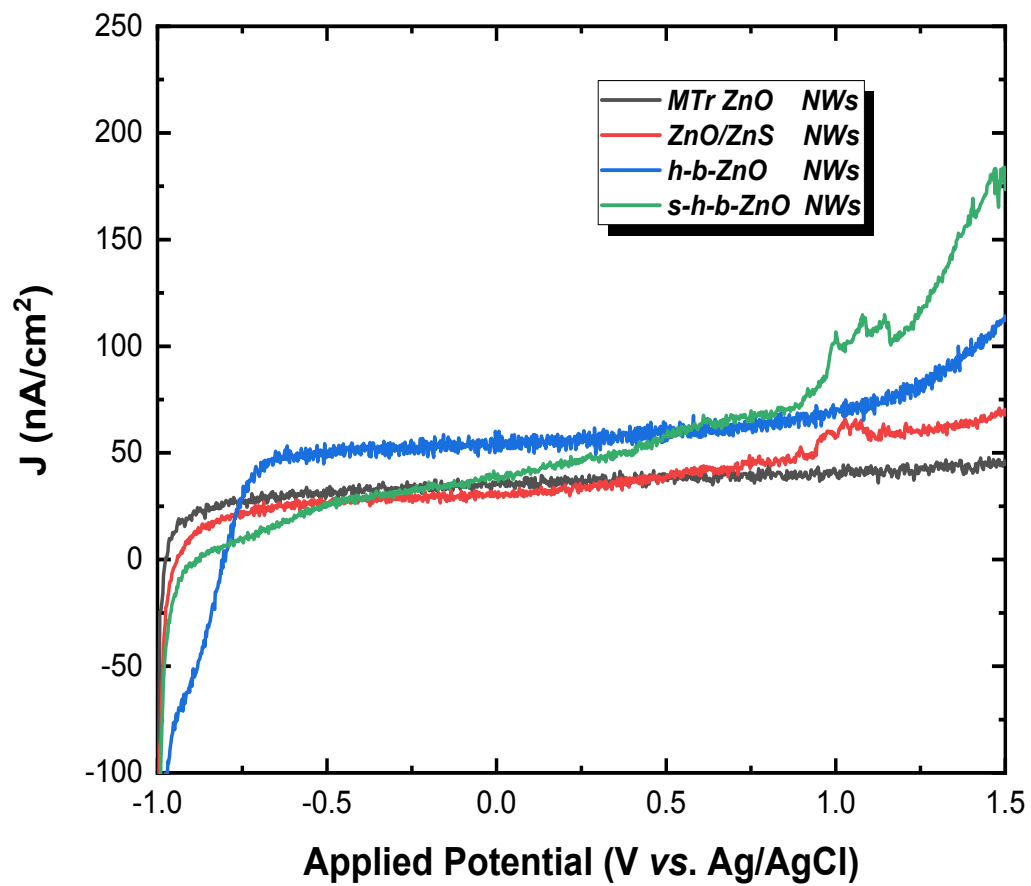


Figure. S3. The dark currents of all photoanodes.

Supplementary Information S4




Figure. S4. SEM images with different magnifications for s-h-b-ZnO NWs photoanode after photoelectrochemical water splitting reaction.

Supplementary Information S5

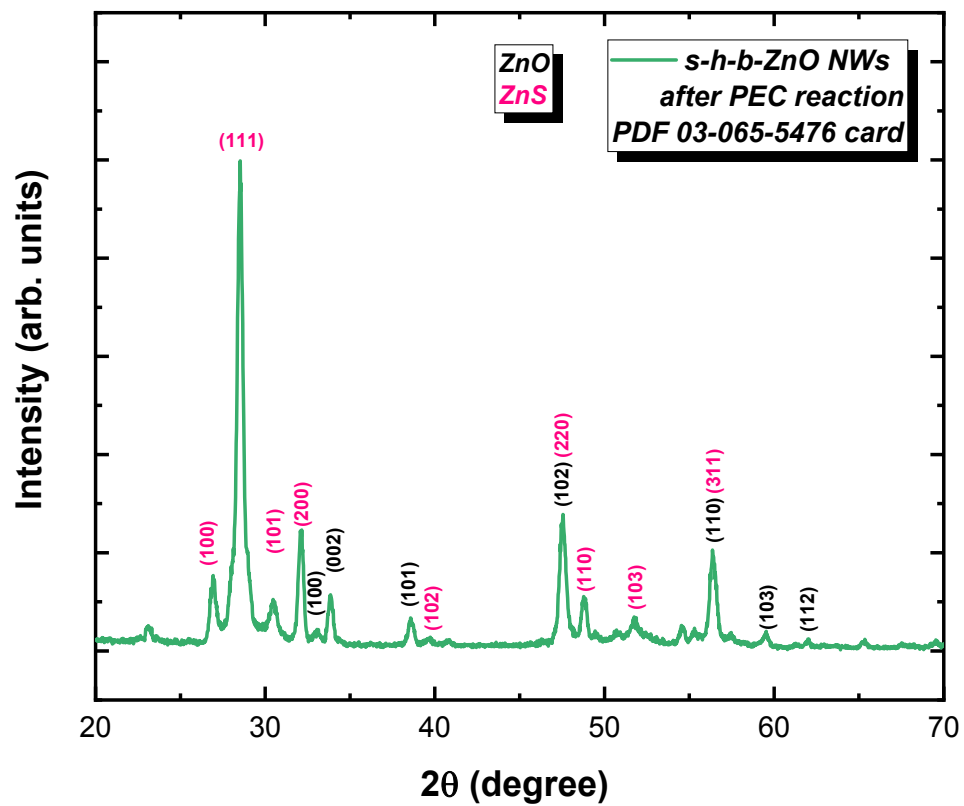


Figure S5. XRD pattern of s-h-b-ZnO NWs photoanode after photoelectrochemical water splitting reaction.