

Supporting information

Thermally Activated Delayed Fluorescence vs Room Temperature Phosphorescence by Conformation Control of Organic Single Molecules

Przemyslaw Data^{a,b,c*}, Masato Okazaki,^d Satoshi Minakata^d and Youhei Takeda^{d,*}

a. Faculty of Chemistry, Silesian University of Technology, Ks. M. Strzody 9, 44-100 Gliwice, Poland

b. Cardinal Stefan Wyszyński University in Warsaw, Faculty of Mathematics and

c. Centre of Polymer and Carbon Materials, Polish Academy of Sciences, M. Curie-Skłodowskiej 34, 41-819 Zabrze, Poland

d. Department of Applied Chemistry, Graduate School of Engineering, Osaka University, Yamdaoka 2-1, Suita, Osaka 565-0871, Japan

e-mail: Przemyslaw.Data@polsl.pl; takeda@chem.eng.osaka-u.ac.jp

Contents	Page
S1 – Additional time-resolved data of 1_Y (ax-ax)	S2
S2 – Additional time-resolved data of 10% PTZDBPHZ in CBP film deposited from different solvents	S3
S3 – Additional photoluminescence transient decay curves of 10% PTZDBPHZ in CBP film deposited from different solvents	S4

S1 – Additional time-resolved data of 1_Y (ax-ax)

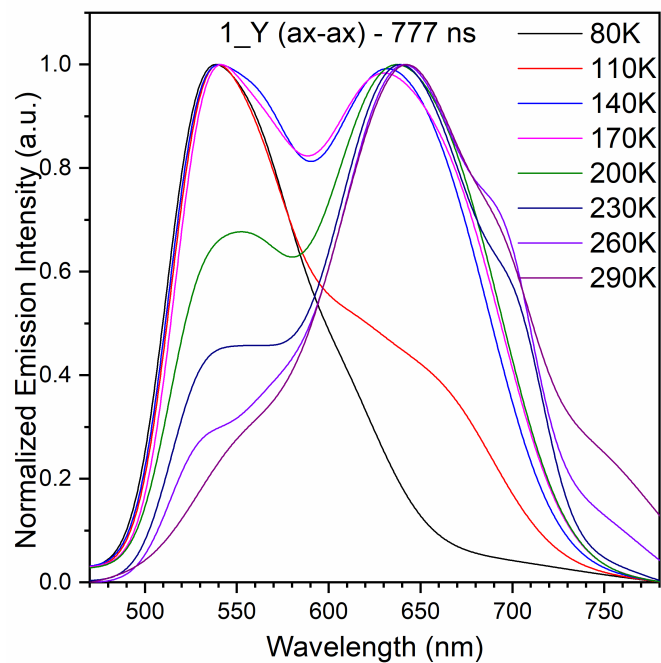


Figure S1. Time-resolved photoluminescence spectra of 1_Y (ax-ax) at 777 ns delayed time during measurement at different temperatures

S2 – Additional time-resolved data of 10% PTZDBPHZ in CBP film deposited from different solvents

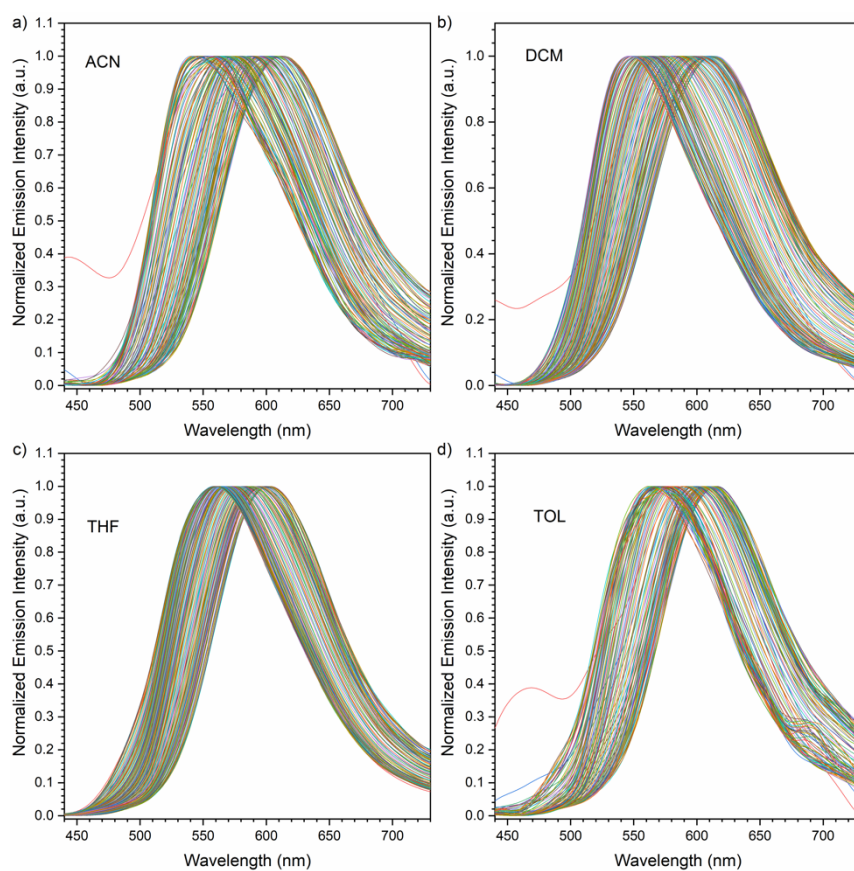


Figure S2. Photoluminescence curves of 10% PTZDBPHZ in CBP film deposited from different solvents

S3 – Additional photoluminescence transient decay curves of 10% PTZDBPHZ in CBP film deposited from different solvents

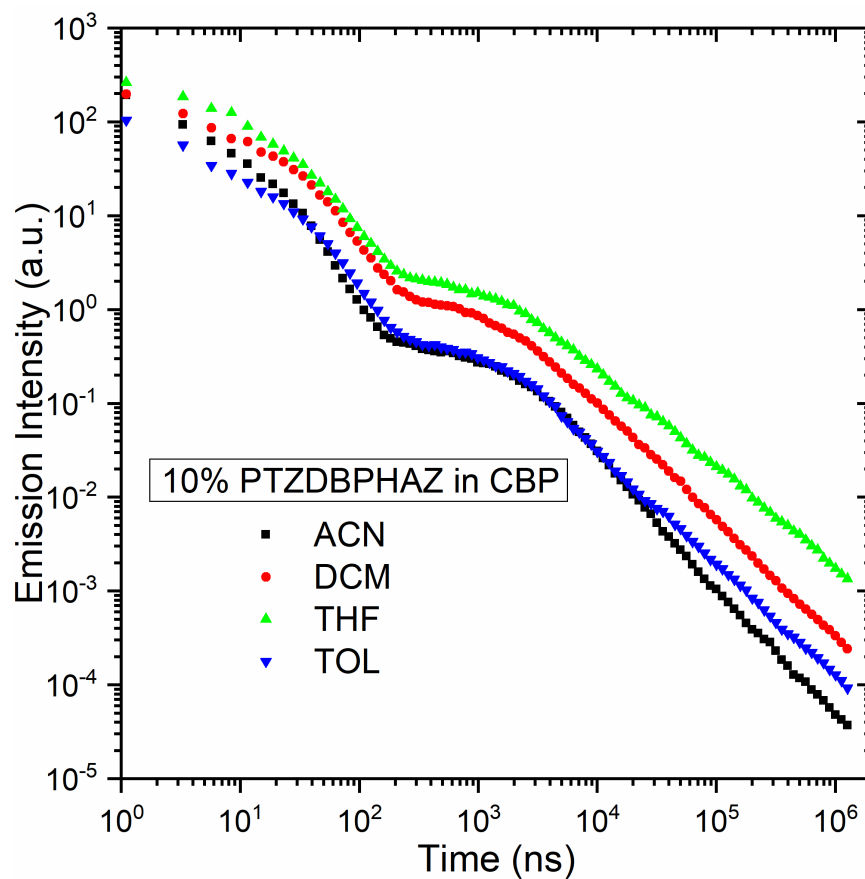


Figure S3. Transient decay curves of 10% PTZDBPHZ in CBP film deposited from different solvents