

Electronic supplementary information

Dendron-grafted sulfur-terminated phenyleneethynylene molecular rods and blue-luminescence self-assembly with Au nanoparticles

Tomokazu Tozawa^{ab}

^aHiroshima Joint Center for Nanotechnology Particle Project, Japan Chemical Innovation Institute, Advanced Science of Matter, Hiroshima University, 1-3-1 Kagamiyama, Higashihiroshima, Hiroshima, 739-8530, Japan. Fax: (+81)824-24 5529; Tel: (+81)824-24 5529; E-mail: tozawa@nanoparticle.jp

^bMitsubishi Chemical Corporation, Yokohama Research Center, 1000 Kamoshida-cho, Aoba-ku, Yokohama 227-8502, Japan.

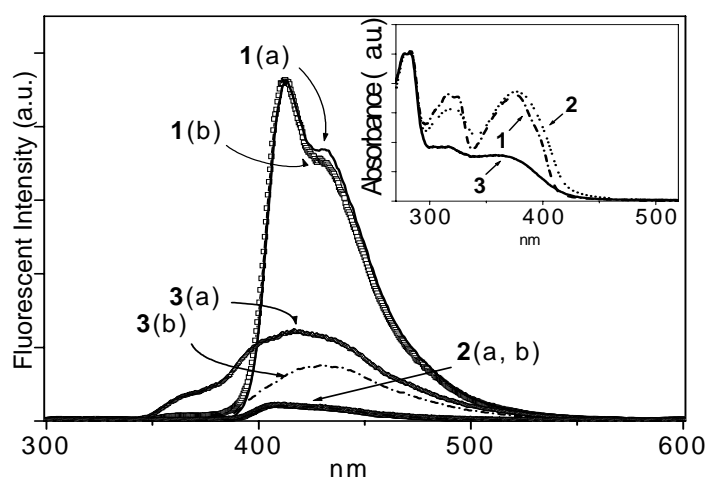


Fig.S1 Emission spectra of **1**, **2** and **3** in degassed THF at 298K (a: $\lambda_{\text{exc}} = 280$ nm), b: ($\lambda_{\text{exc}} = 380$ nm). Inset: Normalized (at 280nm) absorption spectra of **1**, **2** and **3** in degassed THF at room temperature




Fig. S2a




Fig. S2b

Fig. S2a, 2b Selected SEM images of 3-Au nanoparticle composite.




Fig. S3 SEM images of 3-Au nanoparticle composite at three different magnifications in the same region as related to **Fig 1a**




Fig. S4 SEM images of 1-Au nanoparticle mixture.