HPLC Data and Profiles
For

The Morita-Baylis-Hillman adducts of b-aryl nitroethylenes with other activated alkenes: synthesis and anticancer activity studies

M. Dadwal,[a] R. Mohan,[b] D. Panda,[b]* S. M. Mobin,[c] I. N. N. Namboothiri[a]*

Table of Contents

		Page
1	Table S1. HPLC data for MBH adducts **3a-j**, **5a** and **5g-i**	2
2	Figure S1. HPLC profile (*n*-Hexane/*iso*-Propanol, 90:10) of **3a**	3
3	Figure S2. HPLC profile (*n*-Hexane/EtOH, 80:20) of **3a**	4
4	Figure S3. HPLC profile (*n*-Hexane/*iso*-Propanol, 90:10) of **3b**	5
5	Figure S4. HPLC profile (*n*-Hexane/EtOH, 80:20) of **3b**	6
6	Figure S5. HPLC profile (*n*-Hexane/*iso*-Propanol, 90:10) of **3c**	7
7	Figure S6. HPLC profile *n*-Hexane/EtOH, 80:20) of **3c**	8
8	Figure S7. HPLC profile (*n*-Hexane/*iso*-Propanol, 90:10) of **3d**	9
9	Figure S8. HPLC profile (*n*-Hexane/EtOH, 80:20) of **3d**	10
10	Figure S9. HPLC profile (*n*-Hexane/*iso*-Propanol, 90:10) of **3e**	11
11	Figure S10. HPLC profile (*n*-Hexane/EtOH, 80:20) of **3e**	12
12	Figure S11. HPLC profile (*n*-Hexane/*iso*-Propanol, 90:10) of **3f**	13
13	Figure S12. HPLC profile (*n*-Hexane/EtOH, 80:20) of **3f**	14
14	Figure S13. HPLC profile (*n*-Hexane/*iso*-Propanol, 90:10) of **3g**	15
15	Figure S14. HPLC profile (*n*-Hexane/EtOH, 80:20) of **3g**	16
16	Figure S15. HPLC profile (*n*-Hexane/*iso*-Propanol, 90:10) of **3h**	17
17	Figure S16. HPLC profile (*n*-Hexane/EtOH, 80:20) of **3h**	18
18	Figure S17. HPLC profile (*n*-Hexane/*iso*-Propanol, 90:10) of **3i**	19
19	Figure S18. HPLC profile (*n*-Hexane/EtOH, 80:20) of **3i**	20
20	Figure S19. HPLC profile (*n*-Hexane/*iso*-Propanol, 90:10) of **3j**	21
21	Figure S20. HPLC profile (*n*-Hexane/EtOH, 80:20) of **3j**	22
22	Figure S21. HPLC profile (*n*-Hexane/*iso*-Propanol, 90:10) of **5a**	23
23	Figure S22. HPLC profile (*n*-Hexane/EtOH, 80:20) of **5a**	24
24	Figure S23. HPLC profile (*n*-Hexane/*iso*-Propanol, 90:10) of **5g**	25
25	Figure S24. HPLC profile (*n*-Hexane/EtOH, 80:20) of **5g**	26
26	Figure S25. HPLC profile (*n*-Hexane/*iso*-Propanol, 90:10) of **5h**	27
27	Figure S26. HPLC profile (*n*-Hexane/EtOH, 80:20) of **5h**	28
28	Figure S27. HPLC profile (*n*-Hexane/*iso*-Propanol, 90:10) of **5i**	29
29	Figure S28. HPLC profile (*n*-Hexane/EtOH, 80:20) of **5i**	30

Table S1. HPLC data for MBH adducts **3a-j**, **5a** and **5g-i**.

Entry	Compd	HPLC			
		n-Hexane/*iso*-Propanol (90:10)		*n*-Hexane/EtOH (80:20)	
		Retention Time (min)	% Purity	Retention Time (min)	% Purity
1	**3a**	20.750	99.225	13.275	95.919
2	**3b**	26.617	99.055	16.000	99.096
3	**3c**	22.408	97.627	14.317	99.282
4	**3d**	22.883	96.246	15.550	98.777
5	**3e**	22.167	96.909	14.425	96.962
6	**3f**	27.692	99.581	16.400	99.444
7	**3g**	19.950	96.802	13.367	97.567
8	**3h**	16.542	96.721	20.525	97.472
9	**3i**	44.025	99.257	22.275	100.000
10	**3j**	19.167	98.183	12.408	99.116
11	**5a**	16.408	95.034	11.308	100.000
12	**5g**	22.433	100.000	11.175	100.000
13	**5h**	26.575	94.576	15.992	95.473
14	**5i**	14.400	95.587	16.850	96.917

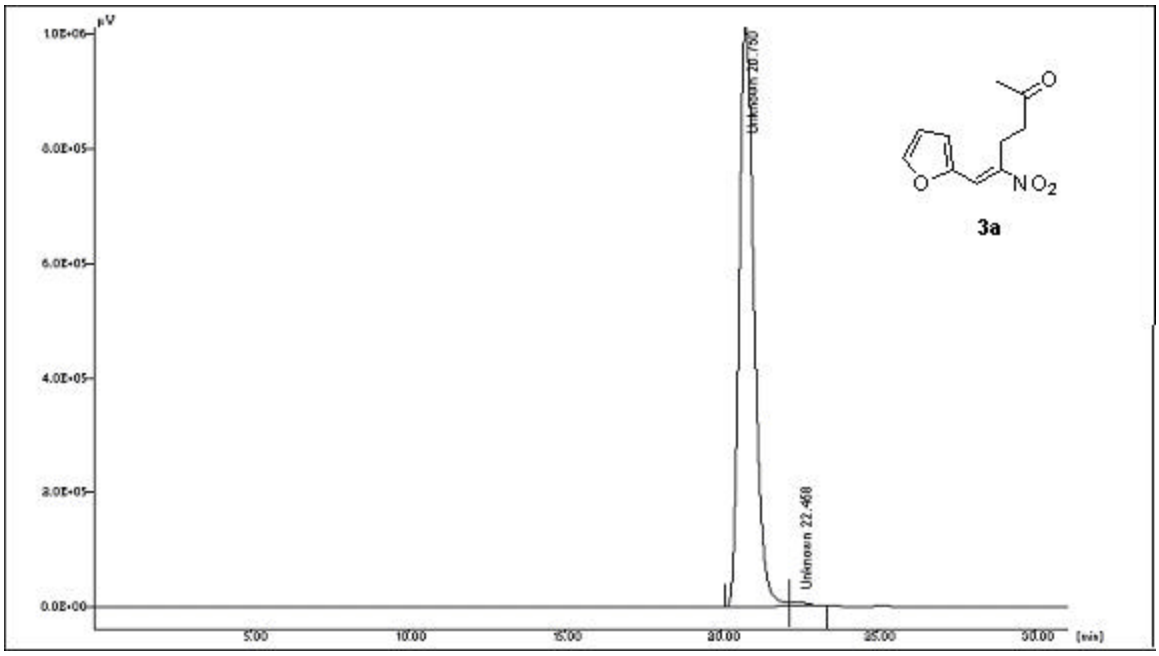

File name: MBH-Chiralcel-OD_H003.CH1
Sample: MBH-1 (**3a**)
Gradient: *n*-Hexane/*iso*-Propanol; 90:10
Set Wavelength: 362 nm
Flow rate: 0.5 ml/min
Date: 27th August 2005
X Units: [min] Y Units: µV
Acquisition Time: 31.08 [min]
Code of system chromatographic: JASCO HPLC

#	Name	Retention Time [Min]	Area [µV.Sec]	%Area
1	**3a**	20.750	30985208.909	99.225
2	--	22.458	241892.123	0.775

Total Area of Peak = 31227101.032 [µV.Sec]
Injection Volume = 20.00 µl

Figure S1. HPLC profile (*n*-Hexane/*iso*-Propanol, 90:10) of **3a**

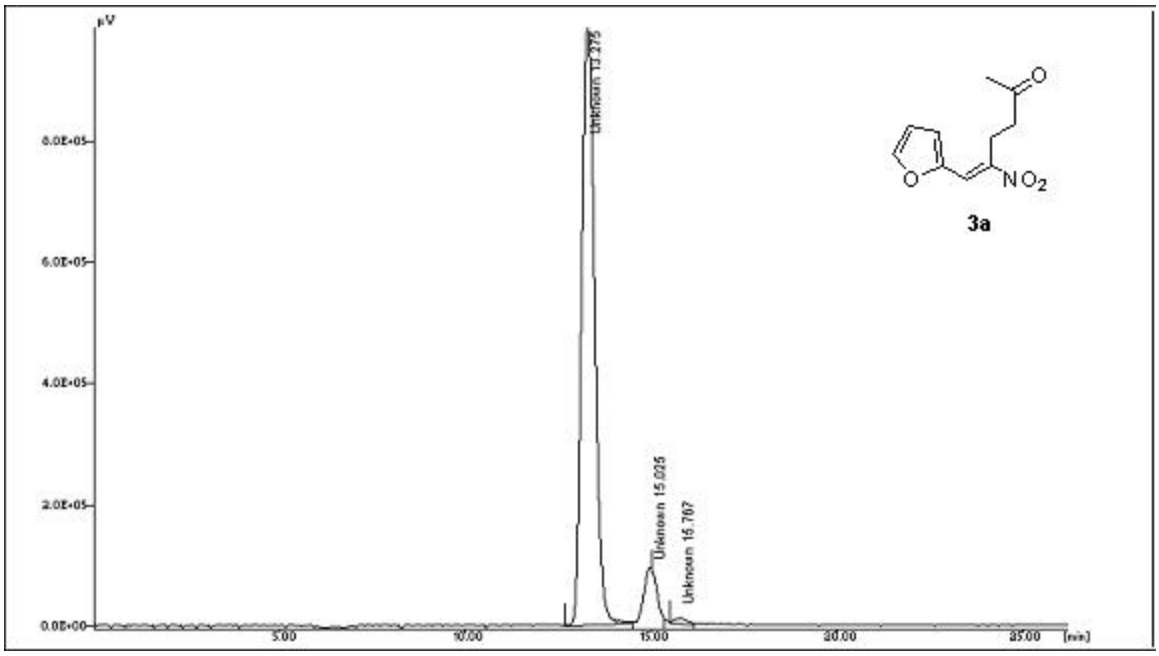

File name: MBH-Chiralcel-OD-H001.CH1
Sample: MBH-1 (**3a**)
Condition: NVF-ketone
Gradient: *n*-Hexane/EtOH, 80:20
Set Wavelength: 362 nm
Flow rate: 0.5 ml/min
Date: 27th August 2005
X Units: [min] Y Units: µV
Acquisition Time: 26.25 [min]
Code of system chromatographic: JASCO HPLC

#	Name	Retention Time [Min]	Area [µV.Sec]	% Area
1	**3a**	13.275	21537259.000	95.919
2	--	15.025	742047.000	3.305
3	--	15.767	174295.553	0.776

Total Area of Peak = 22453601.553 [µV.Sec]
Injection Volume = 20.00 µl

Figure S2. HPLC profile (*n*-Hexane/EtOH, 80:20) of **3a**

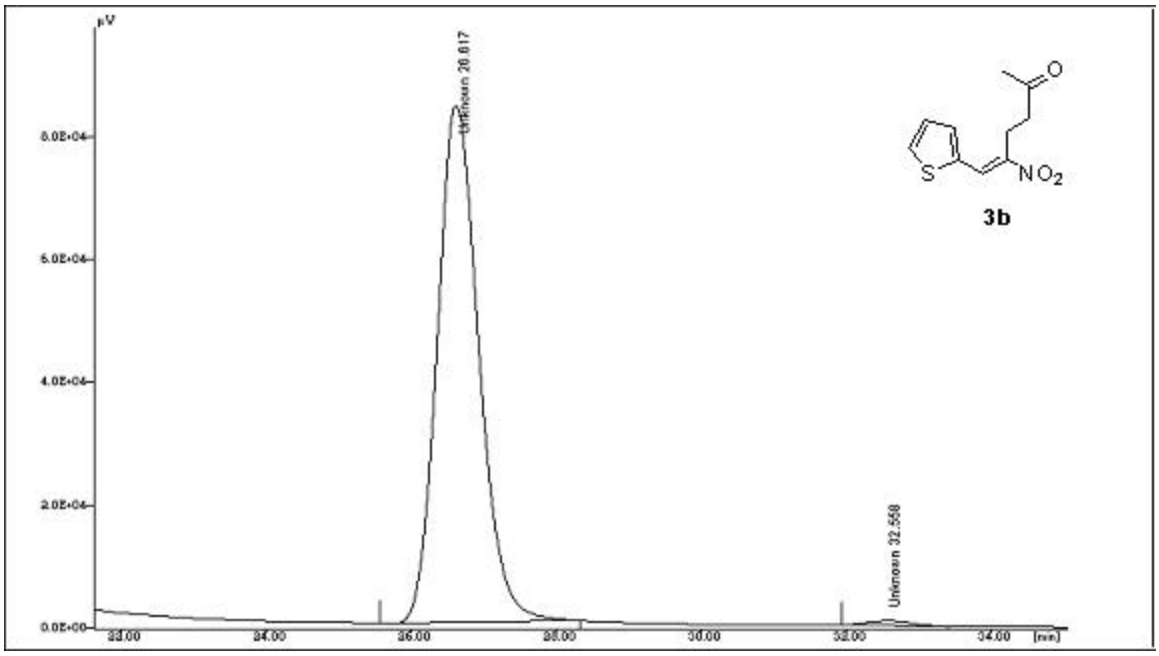

File name: MBH-Chiralcel-OD_H004.CH1
Sample: MBH-5 (**3b**)
Gradient: *n*-Hexane/*iso*-Propanol; 90:10
Set Wavelength: 362 nm
Flow rate: 0.5 ml/min
Date: 27th August 2005
X Units: [min] Y Units: µV
Acquisition Time: 35.27 [min]
Code of system chromatographic: JASCO HPLC

#	Name	Retention Time [Min]	Area [µV.Sec]	%Area
1	**3b**	26.617	3254060.955	99.055
2	--	32.558	31054.000	0.945

Total Area of Peak = 3285114.955 [µV.Sec]
Injection Volume = 20.00 µl

Figure S3. HPLC profile (*n*-Hexane/*iso*-Propanol, 90:10) of **3b**

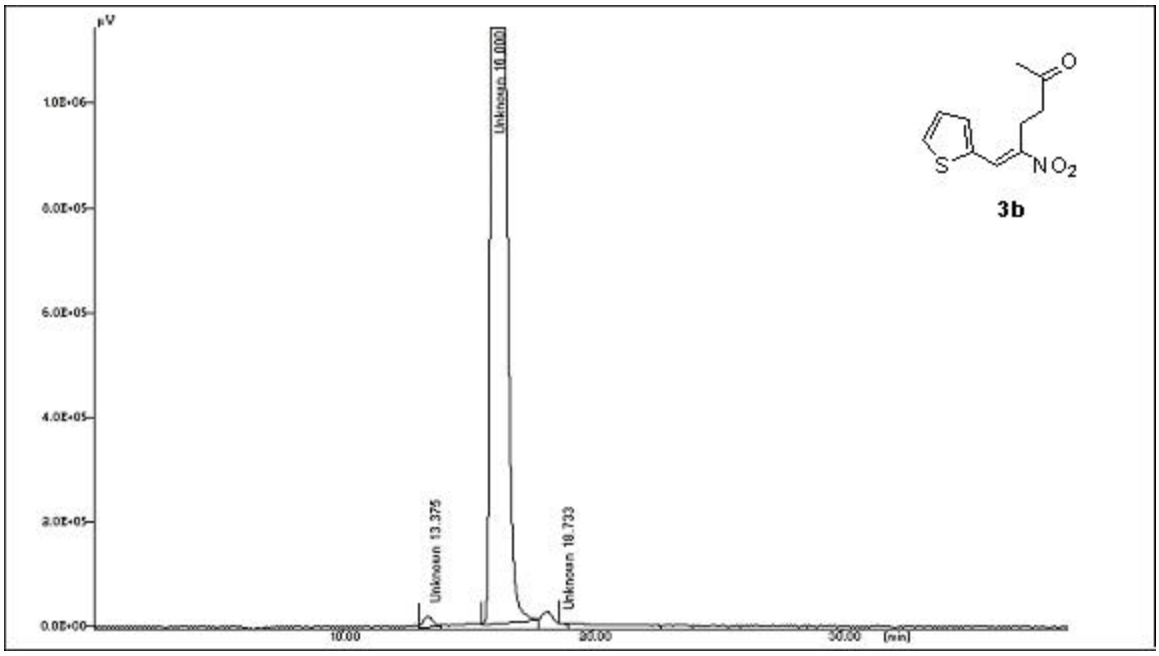

File name: MBH-Chiralcel-OD-H002.CH1
Sample: MBH-5 (**3b**)
Condition: 2-thienyl-ketone
Gradient: *n*-Hexane/EtOH, 80:20
Set Wavelength: 362 nm
Flow rate: 0.5 ml/min
Date: 27th August 2005
X Units: [min] Y Units: µV
Acquisition Time: 39.14 [min]
Code of system chromatographic: JASCO HPLC

#	Name	Retention Time [Min]	Area [µV.Sec]	%Area
1	--	13.375	452406.625	0.866
2	**3b**	16.000	51778847.586	99.096
3	--	18.733	19895.651	0.038

Total Area of Peak = 52251149.863 [µV.Sec]
Injection Volume = 20.00 µl

Figure S4. HPLC profile (*n*-Hexane/EtOH, 80:20) of **3b**

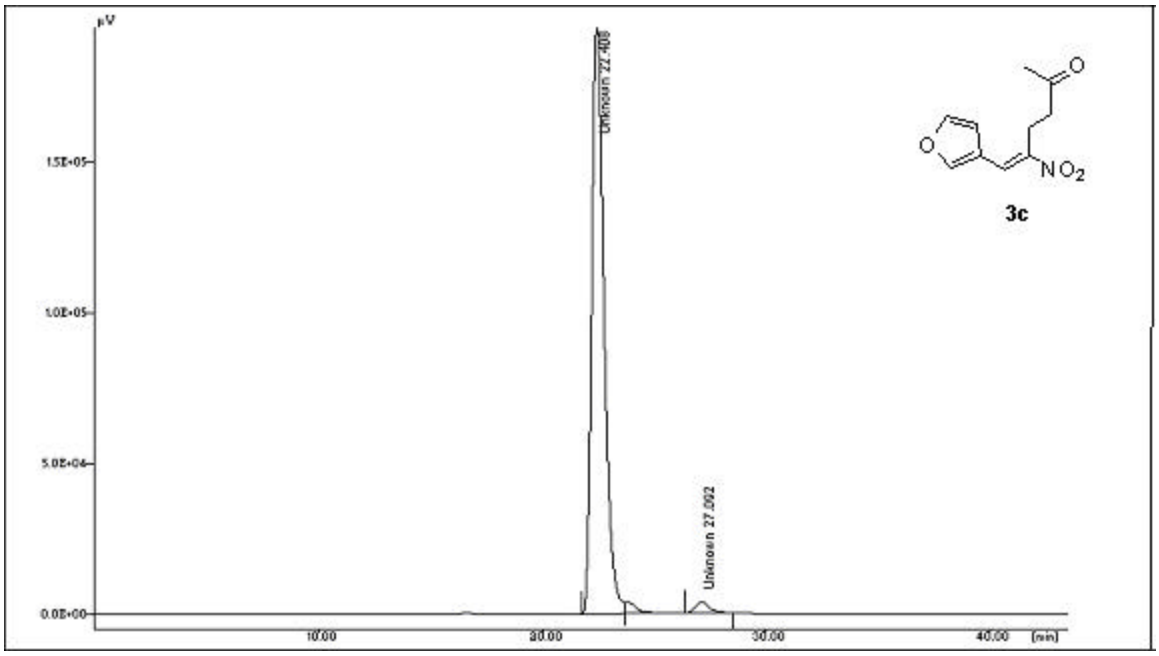

File name: MBH-Chiralcel-OD_H006.CH1
Sample: MBH-11 (**3c**)
Gradient: *n*-Hexane/*iso*-Propanol; 90:10
Set Wavelength: 362 nm
Flow rate: 0.5 ml/min
Date: 27th August 2005
X Units: [min] Y Units: µV
Acquisition Time: 43.52 [min]
Code of system chromatographic: JASCO HPLC

#	Name	Retention Time [Min]	Area [µV.Sec]	%Area
1	**3c**	22.408	6718107.474	97.627
2	--	27.092	163274.500	2.373

Total Area of Peak = 6881381.974 [µV.Sec]
Injection Volume = 20.00 µl

Figure S5. HPLC profile (*n*-Hexane/*iso*-Propanol, 90:10) of **3c**

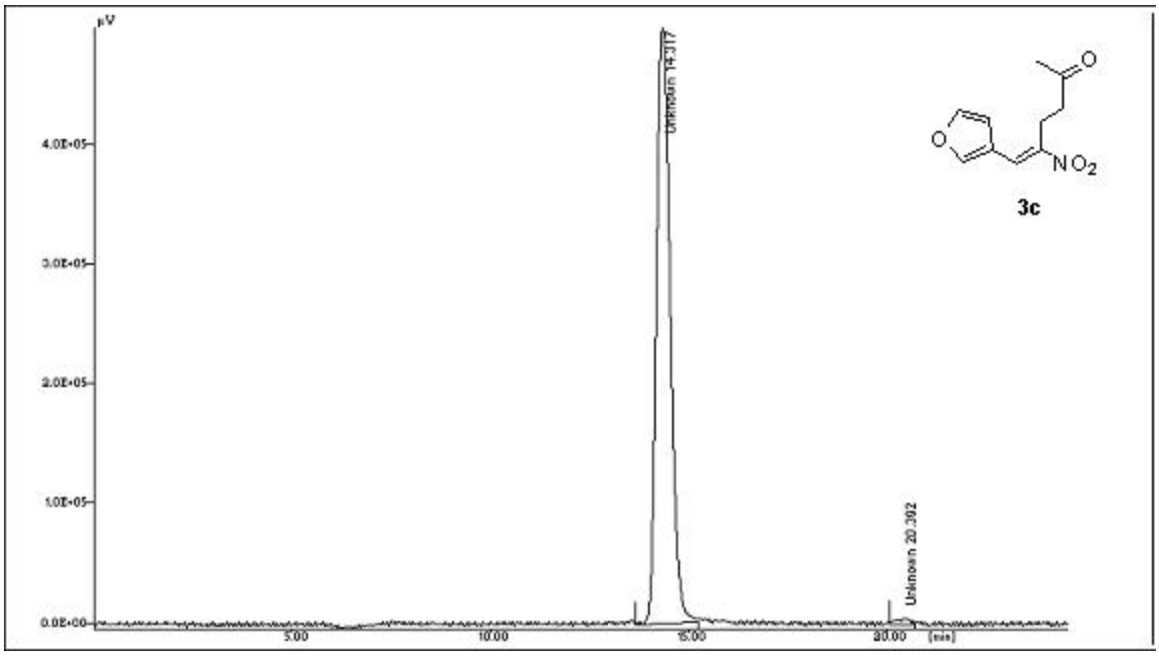

File name: MBH-Chiralcel-OD-H006.CH1
Sample: MBH-11 (**3c**)
Condition: 3-furyl-ketone
Gradient: *n*-Hexane/EtOH, 80:20
Set Wavelength: 362 nm
Flow rate: 0.5 ml/min
Date: 29th August 2005
X Units: [min] Y Units: µV
Acquisition Time: 24.58 [min]
Code of system chromatographic: JASCO HPLC

#	Name	Retention Time [Min]	Area [µV.Sec]	%Area
1	**3c**	14.317	10990451.500	99.282
2	--	20.392	79431.812	0.718

Total Area of Peak = 11069883.312 [µV.Sec]
Injection Volume = 20.00 µl

Figure S6. HPLC profile (*n*-Hexane/EtOH, 80:20) of **3c**

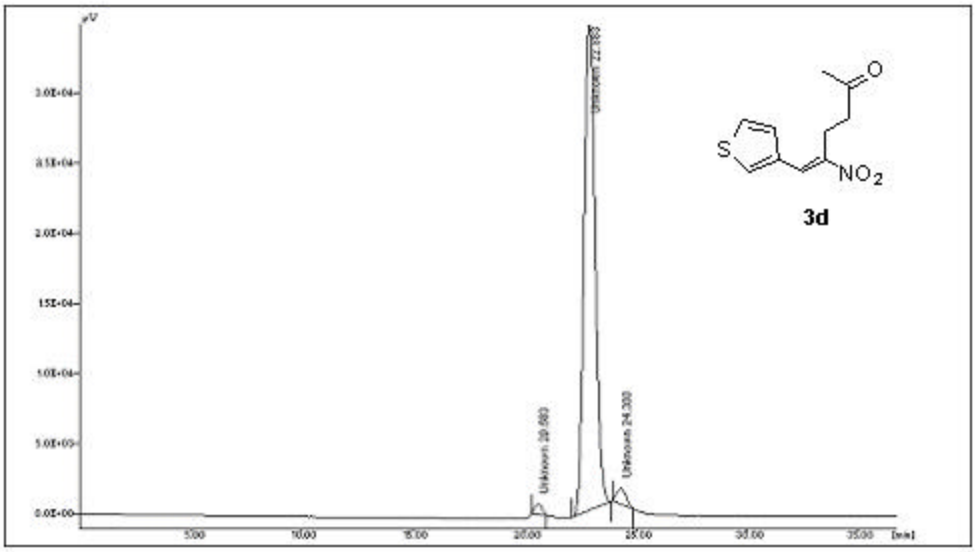

File name: MBH-Chiralcel-OD_H007.CH1
Sample: MBH-9 (**3d**)
Condition: 3-thienyl
Gradient: *n*-Hexane/*iso*-Propanol; 90:10
Set Wavelength: 362 nm
Flow rate: 0.5 ml/min
Date: 27th August 2005
X Units: [min] Y Units: µV
Acquisition Time: 36.74 [min]
Code of system chromatographic: JASCO HPLC

#	Name	Retention Time [Min]	Area [µV.Sec]	%Area
1	--	20.583	14256.500	1.261
2	**3d**	22.883	1087875.925	96.246
3	--	24.300	24.300	2.493

Total Area of Peak = 1130309.925 [µV.Sec]
Injection Volume = 20.00 μl

Figure S7. HPLC profile (*n*-Hexane/*iso*-Propanol, 90:10) of **3d**

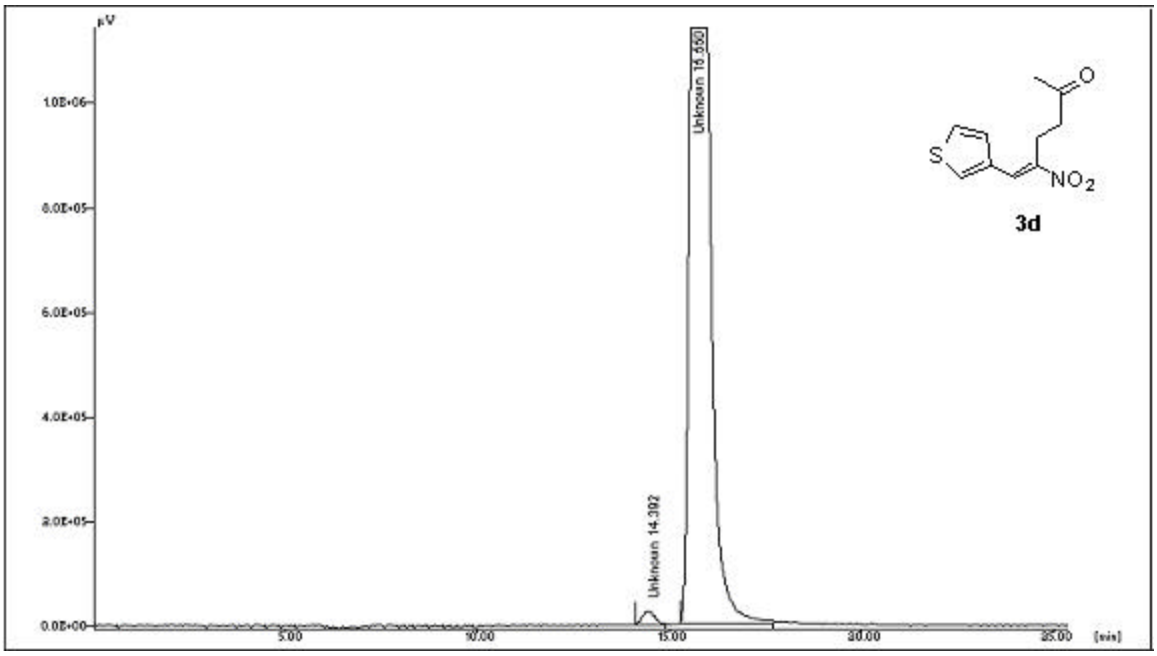

File name: MBH-Chiralcel-OD-H007.CH1
Sample: MBH-9 (**3d**)
Condition: 3-thienyl-ketone
Gradient: *n*-Hexane/EtOH, 80:20
Set Wavelength: 362 nm
Flow rate: 0.5 ml/min
Date: 29th August 2005
X Units: [min] Y Units: µV
Acquisition Time: 25.41 [min]
Code of system chromatographic: JASCO HPLC

#	Name	Retention Time [Min]	Area [µV.Sec]	%Area
1	--	14.392	556279.500	1.223
2	**3d**	15.550	44918737.750	98.777

Total Area of Peak = 45475017.250 [µV.Sec]
Injection Volume = 20.00 µl

Figure S8. HPLC profile (*n*-Hexane/EtOH, 80:20) of **3d**

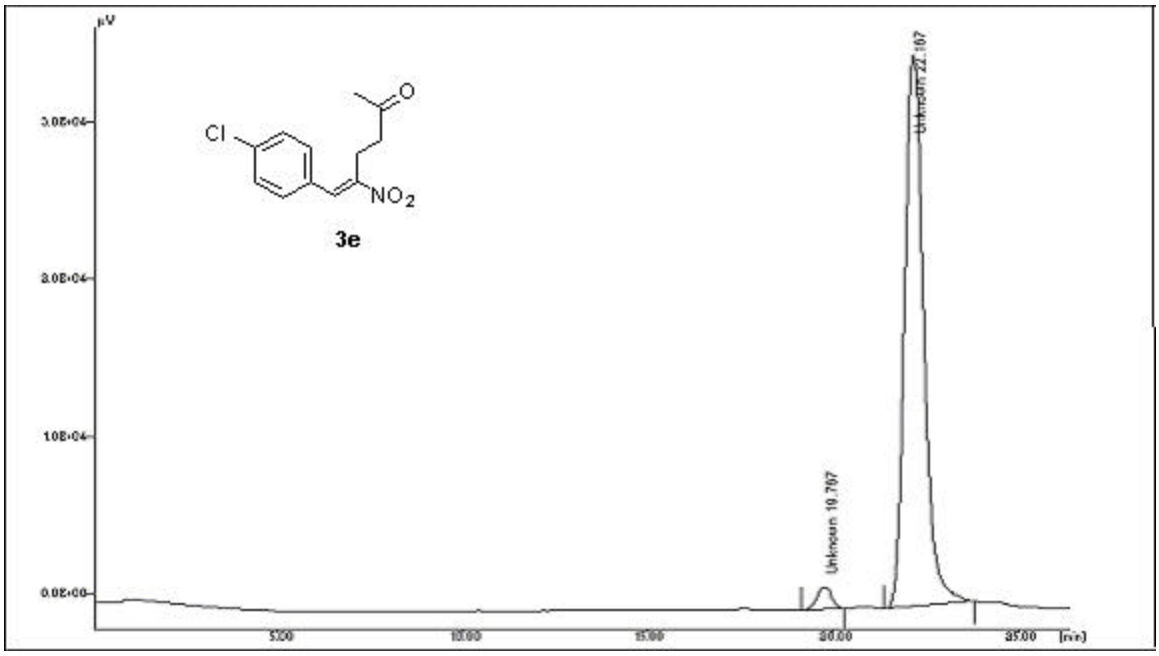

File name: MBH-Chiralcel-OD_H002.CH1
Sample: MBH-4 (**3e**)
Condition: 4-chloro
Gradient: *n*-Hexane/*iso*-Propanol; 90:10
Set Wavelength: 362 nm
Flow rate: 0.5 ml/min
Date: 27th August 2005
X Units: [min] Y Units: μV
Acquisition Time: 45.00 [min]
Code of system chromatographic: JASCO HPLC

#	Name	Retention Time [Min]	Area [μV.Sec]	%Area
1	--	19.767	37521.155	3.091
2	**3e**	22.167	1176221.500	96.909

Total Area of Peak = 1213742.655 [μV.Sec]
Injection Volume = 20.00 μl

Figure S9. HPLC profile (*n*-Hexane/*iso*-Propanol, 90:10) of **3e**

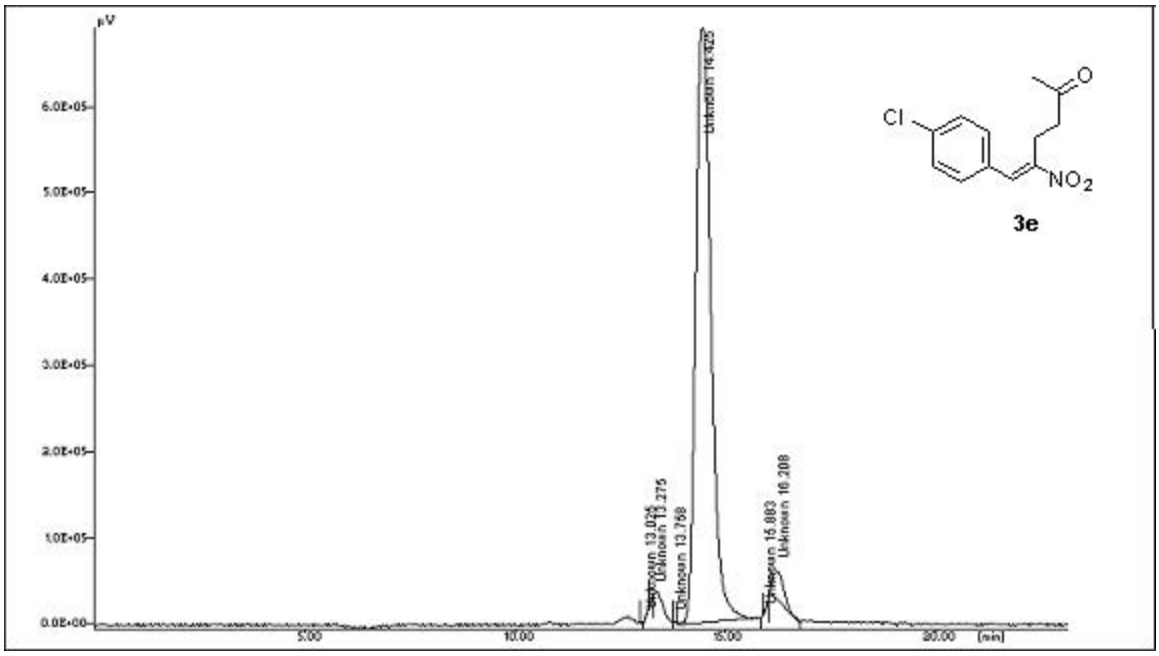

File name: MBH-Chiralcel-OD-H003.CH1
Sample: MBH-4 (**3e**)
Condition: 4-chloro-ketone
Gradient: *n*-Hexane/EtOH, 80:20
Set Wavelength: 362 nm
Flow rate: 0.5 ml/min
Date: 29th August 2005
X Units: [min] Y Units: µV
Acquisition Time: 23.15 [min]
Code of system chromatographic: JASCO HPLC

#	Name	Retention Time [Min]	Area [µV.Sec]	%Area
1	--	13.025	4222.000	0.025
2	--	13.275	6149.667	0.037
3	**3e**	14.425	16079163.303	96.962
4	--	15.883	17014.250	0.103

Total Area of Peak = 16582967.478 [µV.Sec]
Injection Volume = 20.00 µl

Figure S10. HPLC profile (*n*-Hexane/EtOH, 80:20) of **3e**

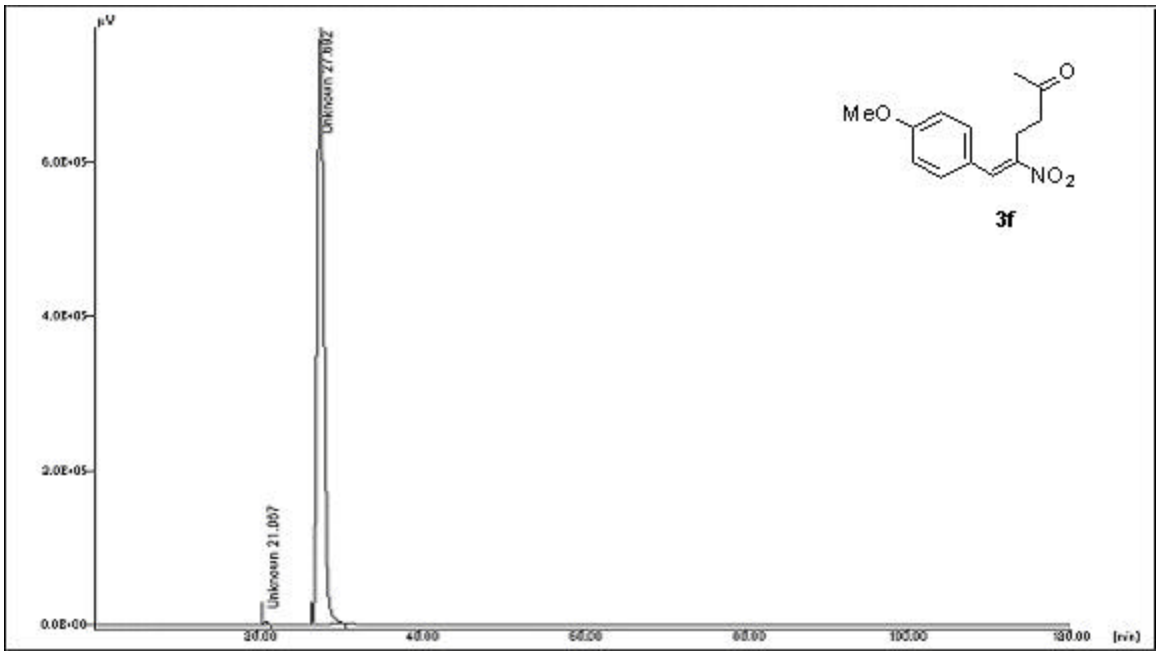

File name: MBH-Chiralcel-OD_H001.CH1
Sample: MBH-3 (**3f**)
Name: 4-Methoxy
Gradient: *n*-Hexane/*iso*-Propanol; 90:10
Set Wavelength: 362 nm
Flow rate: 0.5 ml/min
Date: 27th August 2005
X Units: [min] Y Units: µV
Acquisition Time: 120.00 [min]
Code of system chromatographic: JASCO HPLC

#	Name	Retention Time [Min]	Area [µV.Sec]	% Area
1	--	21.067	147555.250	0.419
2	**3f**	27.692	35083625.900	99.581

Total Area of Peak = 35231181.150 [µV.Sec]
Injection Volume = 20.00 µl

Figure S11. HPLC profile (*n*-Hexane/*iso*-Propanol, 90:10) of **3f**

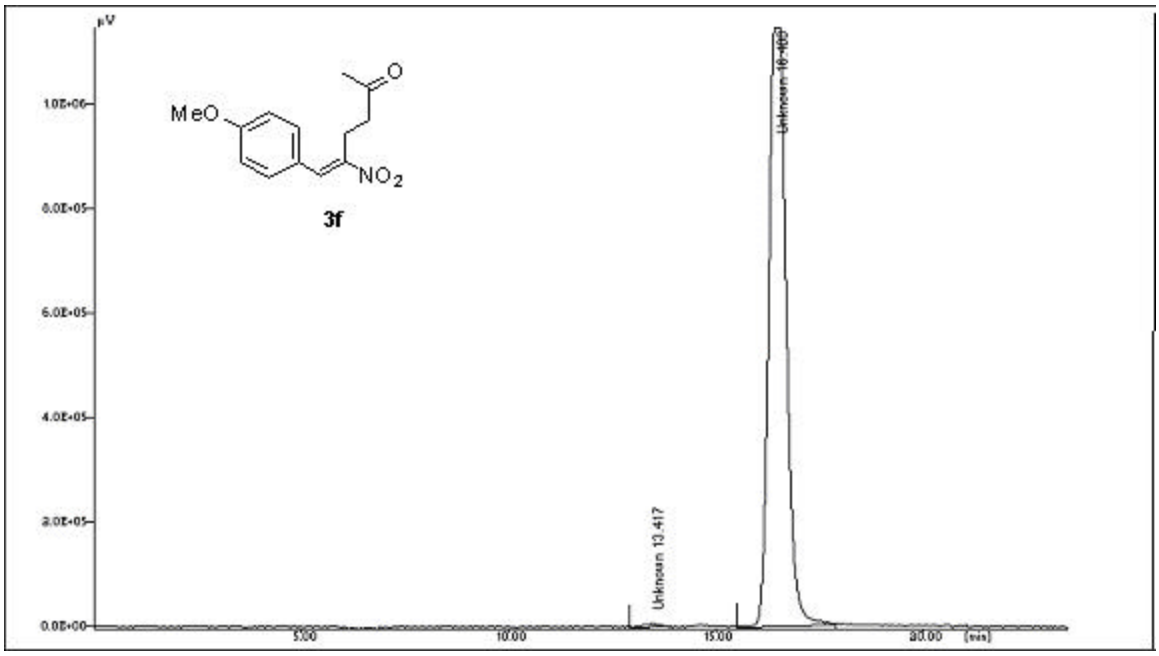

File name: MBH-Chiralcel-OD-H004.CH1
Sample: MBH-3 (**3f**)
Condition: 4-methoxy-ketone
Gradient: *n*-Hexane/EtOH, 80:20
Set Wavelength: 362 nm
Flow rate: 0.5 ml/min
Date: 29th August 2005
X Units: [min] Y Units: µV
Acquisition Time: 23.52 [min]
Code of system chromatographic: JASCO HPLC

#	Name	Retention Time [Min]	Area [µV.Sec]	%Area
1	--	13.417	174030.164	0.556
2	**3f**	16.400	31112453.923	99.444

Total Area of Peak = 31286484.087 [µV.Sec]
Injection Volume = 20.00 µl

Figure S12. HPLC profile (*n*-Hexane/EtOH, 80:20) of **3f**

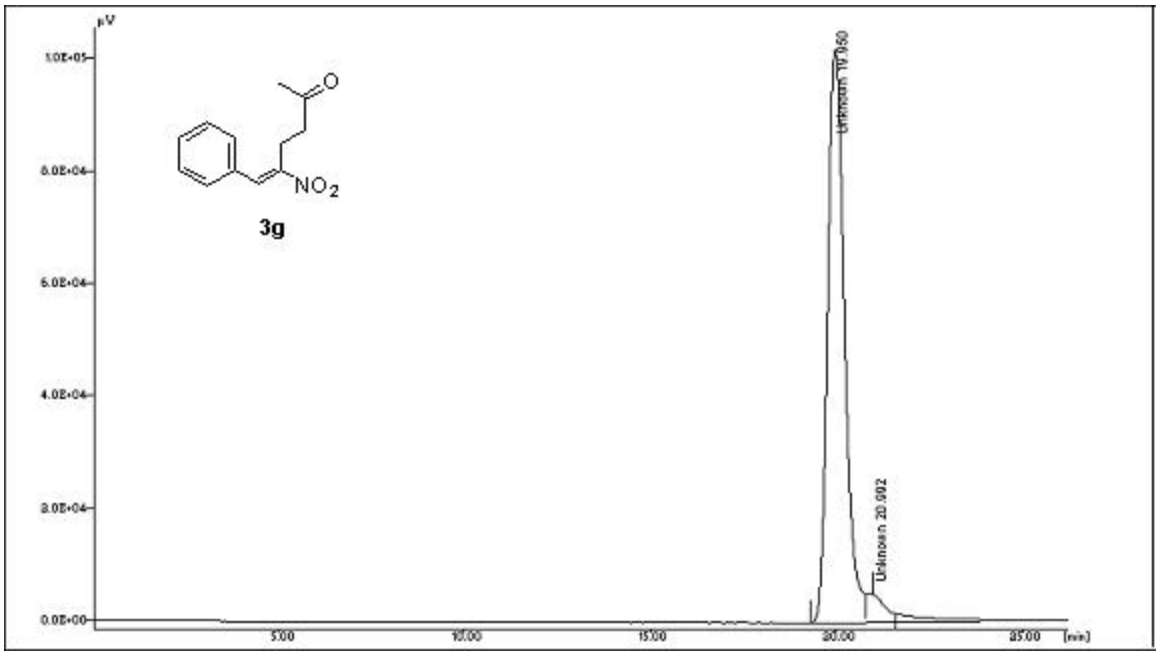

File name: MBH-Chiralcel-OD_H005.CH1
Sample: MBH-6 (**3g**)
Condition: nitrostyrene-ketone
Gradient: *n*-Hexane/*iso*-Propanol; 90:10
Set Wavelength: 362 nm
Flow rate: 0.5 ml/min
Date: 27th August 2005
X Units: [min] Y Units: µV
Acquisition Time: 34.03 [min]
Code of system chromatographic: JASCO HPLC

#	Name	Retention Time [Min]	Area [µV.Sec]	% Area
1	**3g**	19.950	2986352.488	96.802
2	--	20.992	98648.984	3.198

Total Area of Peak = 3085001.471 [µV.Sec]
Injection Volume = 20.00 µl

Figure S13. HPLC profile (*n*-Hexane/*iso*-Propanol, 90:10) of **3g**

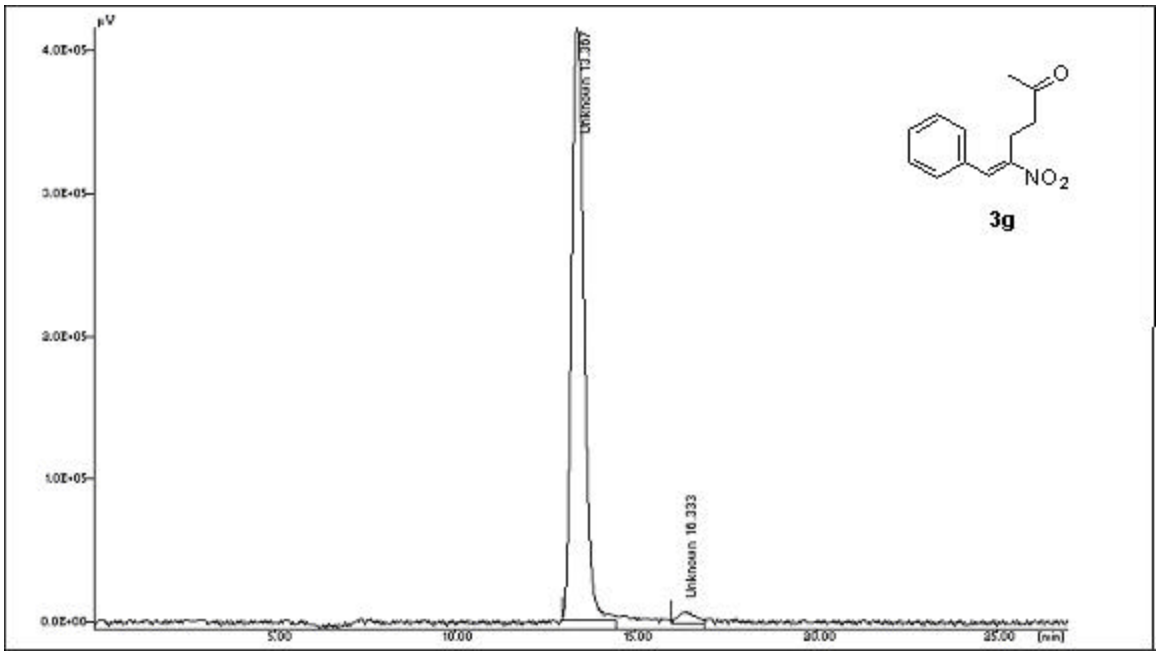

File name: MBH-Chiralcel-OD-H005.CH1
Sample: MBH-6 (**3g**)
Condition: Nitrostyrene-ketone
Gradient: *n*-Hexane/EtOH, 80:20
Set Wavelength: 362 nm
Flow rate: 0.5 ml/min
Date: 29th August 2005
X Units: [min] Y Units: µV
Acquisition Time: 27.00 [min]
Code of system chromatographic: JASCO HPLC

#	Name	Retention Time [Min]	Area [µV.Sec]	% Area
1	**3g**	13.367	8876125.250	97.567
2	--	16.333	221354.164	2.433

Total Area of Peak = 9097479.414 [µV.Sec]
Injection Volume = 20.00 µl

Figure S14. HPLC profile (*n*-Hexane/EtOH, 80:20) of **3g**

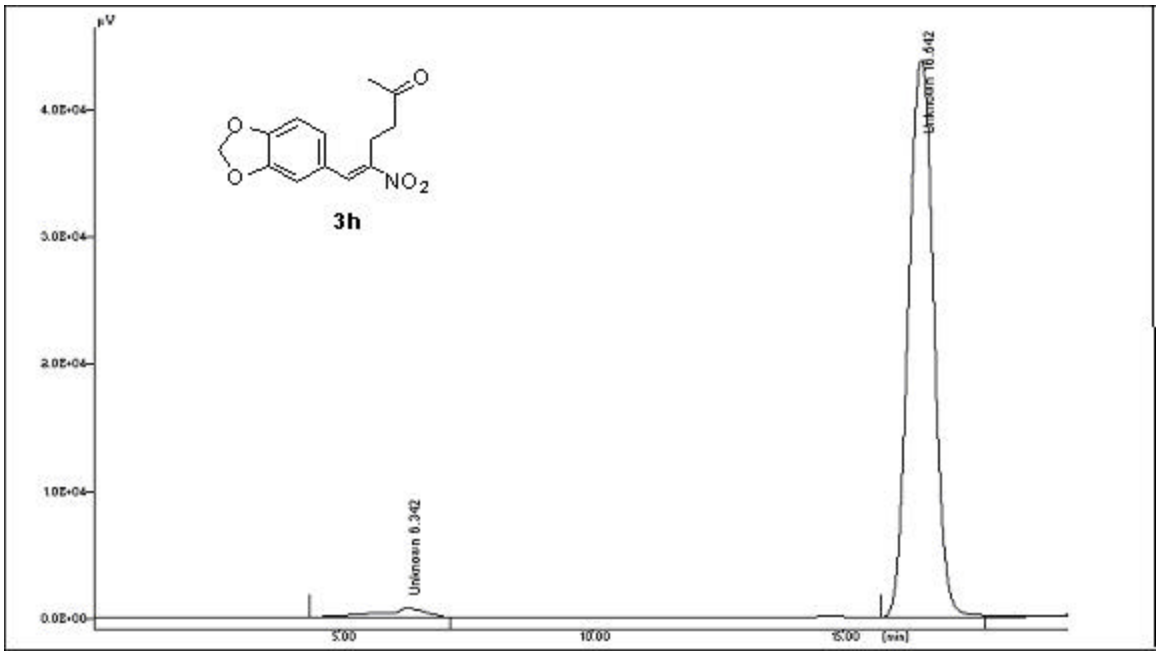

File name: MBH-Chiralcel-OD_H011.CH1
Sample: MBH-10 (**3h**)
Condition: piperonal-ketone
Gradient: *n*-Hexane/*iso*-Propanol; 90:10
Set Wavelength: 362 nm
Flow rate: 0.5 ml/min
Date: 27th August 2005
X Units: [min] Y Units: µV
Acquisition Time: 23.80 [min]
Code of system chromatographic: JASCO HPLC

#	Name	Retention Time [Min]	Area [µV.Sec]	% Area
1	--	6.342	49115.000	3.279
2	**3h**	16.542	1449213.147	96.721

Total Area of Peak = 1498338.258 [µV.Sec]
Injection Volume = 20.00 µl

Figure S15. HPLC profile (*n*-Hexane/*iso*-Propanol, 90:10) of **3h**

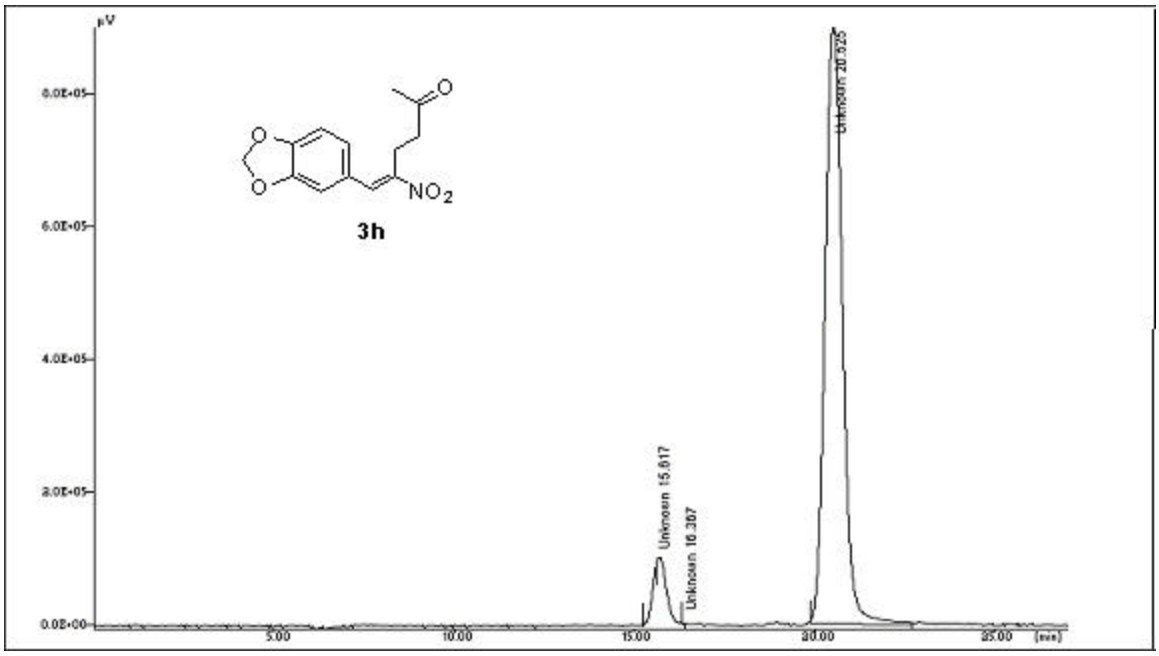

File name: MBH-Chiralcel-OD-H008.CH1
Sample: MBH-10 (**3h**)
Condition: piperonal-ketone
Gradient: *n*-Hexane/EtOH, 80:20
Set Wavelength: 362 nm
Flow rate: 0.5 ml/min
Date: 29th August 2005
X Units: [min] Y Units: µV
Acquisition Time: 27.08 [min]
Code of system chromatographic: JASCO HPLC

#	Name	Retention Time [Min]	Area [µV.Sec]	% Area
1	--	15.617	723132.500	2.503
2	--	16.367	7084.500	0.025
3	**3h**	20.525	28159390.743	97.472

Total Area of Peak = 28889607.744 [µV.Sec]
Injection Volume = 20.00 µl

Figure S16. HPLC profile (*n*-Hexane/EtOH, 80:20) of **3h**

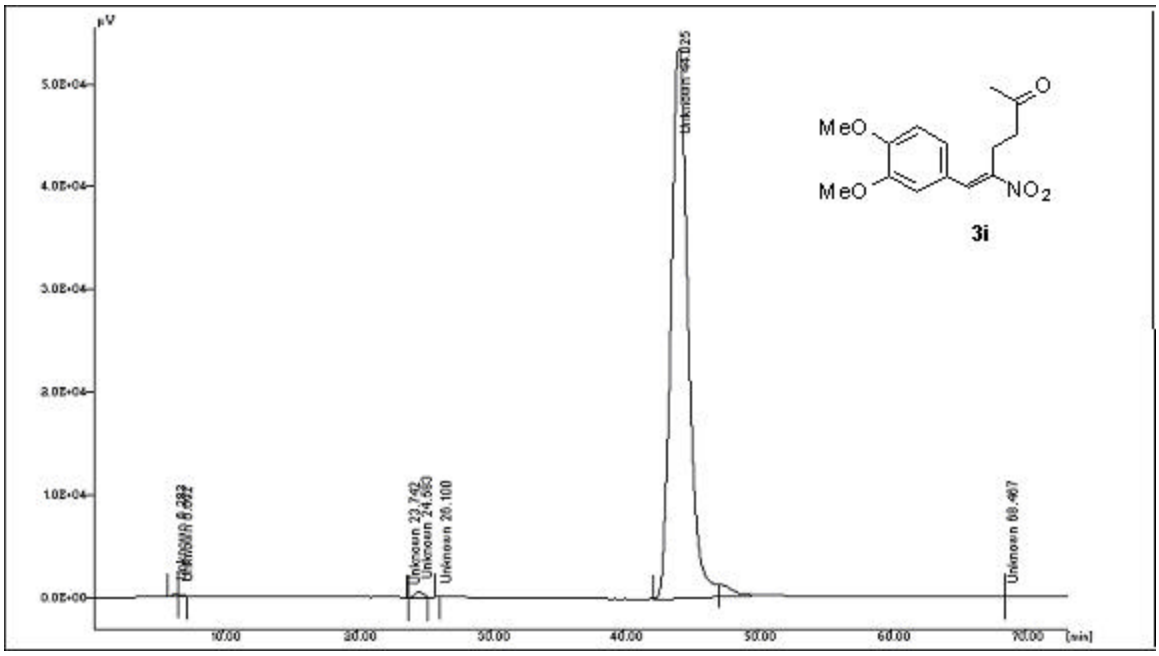

File name: MBH-Chiralcel-OD_H008.CH1
Sample: MBH-8 (**3i**)
Condition: 3,4-dimethoxy-ketone
Gradient: *n*-Hexane/*iso*-Propanol; 90:10
Set Wavelength: 362 nm
Flow rate: 0.5 ml/min
Date: 27th August 2005
X Units: [min] Y Units: µV
Acquisition Time: 75.00 [min]
Code of system chromatographic: JASCO HPLC

#	Name	Retention Time [Min]	Area [µV.Sec]	% Area
1	--	6.283	6789.674	0.153
2	--	6.692	5715.384	0.129
3	--	23.742	31.239	0.001
4	--	24.583	20062.582	0.451
5	--	26.100	385.500	0.009
6	**3i**	44.025	4412755.132	99.257
7	--	68.467	51.881	0.001

Total Area of Peak = 4445791.391 [µV.Sec]
Injection Volume = 20.00 µl

Figure S17. HPLC profile (*n*-Hexane/*iso*-Propanol, 90:10) of **3i**

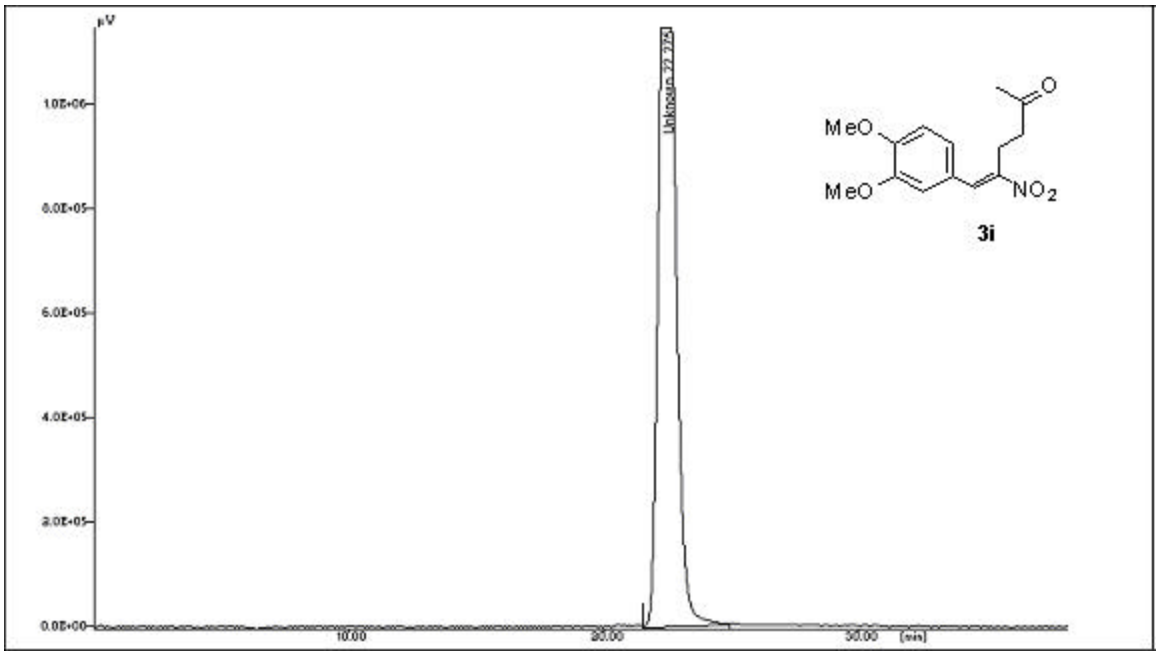

File name: MBH-Chiralcel-OD-H009.CH1
Sample: MBH-8 (**3i**)
Condition: 3,4-dimethoxy-ketone
Gradient: *n*-Hexane/EtOH, 80:20
Set Wavelength: 362 nm
Flow rate: 0.5 ml/min
Date: 29th August 2005
X Units: [min] Y Units: µV
Acquisition Time: 38.27 [min]
Code of system chromatographic: JASCO HPLC

#	Name	Retention Time [Min]	Area [µV.Sec]	% Area
1	**3i**	22.275	55971530.500	100.000

Total Area of Peak = 55971530.500 [µV.Sec]
Injection Volume = 20.00 µl

Figure S18. HPLC profile (*n*-Hexane/EtOH, 80:20) of **3i**

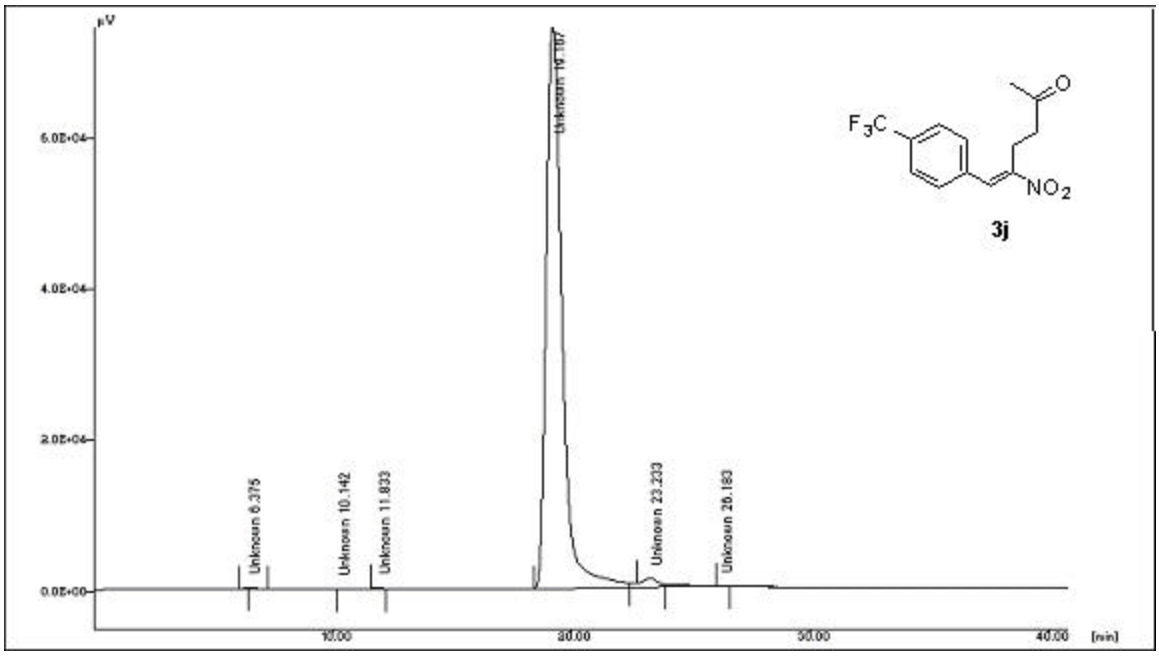

File name: MBH-Chiralcel-OD_H009.CH1
Sample: MBH-12 (**3j**)
Condition: 4-Trifluoromethyl-ketone
Gradient: *n*-Hexane/*iso*-Propanol; 90:10
Set Wavelength: 362 nm
Flow rate: 0.5 ml/min
Date: 27th August 2005
X Units: [min] Y Units: µV
Acquisition Time: 40.81 [min]
Code of system chromatographic: JASCO HPLC

#	Name	Retention Time [Min]	Area [µV.Sec]	% Area
1	--	6.375	5004.719	0.155
2	--	10.142	1406.165	0.044
3	--	11.833	2382.500	0.074
4	**3j**	19.167	3162260.107	98.183
5	--	23.233	49323.579	1.531
6	--	26.183	419.172	0.013

Total Area of Peak = 3220796.242 [µV.Sec]
Injection Volume = 20.00 µl

Figure S19. HPLC profile (*n*-Hexane/*iso*-Propanol, 90:10) of **3j**

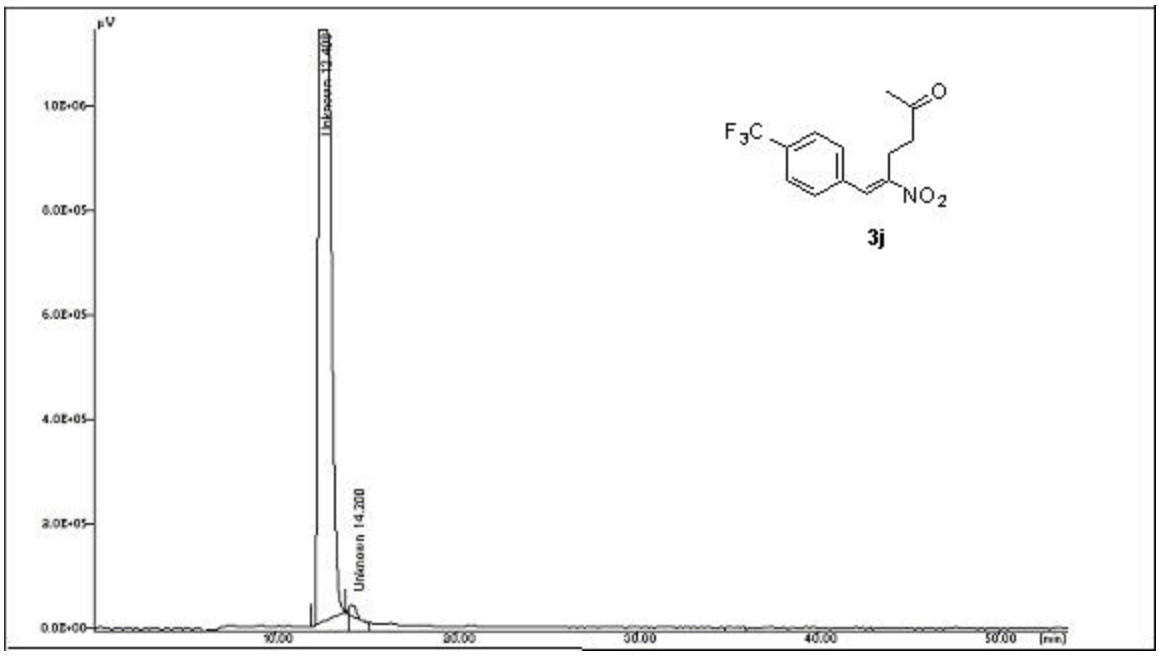

File name: MBH-Chiralcel-OD-H010.CH1
Sample: MBH-12 (**3j**)
Condition: 4-Trifluoromethyl-ketone
Gradient: *n*-Hexane/EtOH, 80:20
Set Wavelength: 362 nm
Flow rate: 0.5 ml/min
Date: 29th August 2005
X Units: [min] Y Units: μV
Acquisition Time: 53.86 [min]
Code of system chromatographic: JASCO HPLC

#	Name	Retention Time [Min]	Area [μV.Sec]	% Area
1	**3j**	12.408	51727082.191	99.116
2	--	14.200	461553.598	0.884

Total Area of Peak = 52188635.789 [μV.Sec]
Injection Volume = 20.00 μl

Figure S20. HPLC profile (*n*-Hexane/EtOH, 80:20) of **3j**

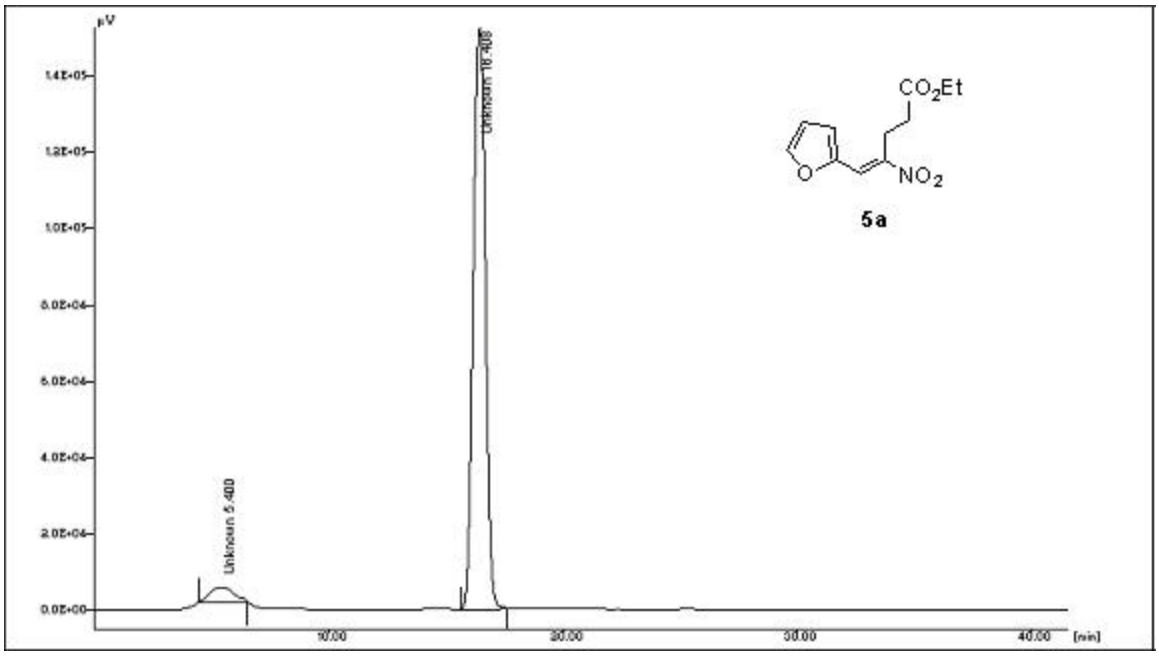

File name: MBH-Chiralcel-OD_H010.CH1
Sample: MBH-2 (**5a**)
Condition: 2-Furyl-ester
Gradient: *n*-Hexane/*iso*-Propanol; 90:10
Set Wavelength: 362 nm
Flow rate: 0.5 ml/min
Date: 27th August 2005
X Units: [min] Y Units: µV
Acquisition Time: 41.58 [min]
Code of system chromatographic: JASCO HPLC

#	Name	Retention Time [Min]	Area [µV.Sec]	% Area
1	--	5.400	256702.250	4.966
2	**5a**	16.408	4912008.587	95.034

Total Area of Peak = 5168710.837 [µV.Sec]
Injection Volume = 20.00 µl

Figure S21. HPLC profile (*n*-Hexane/*iso*-Propanol, 90:10) of **5a**

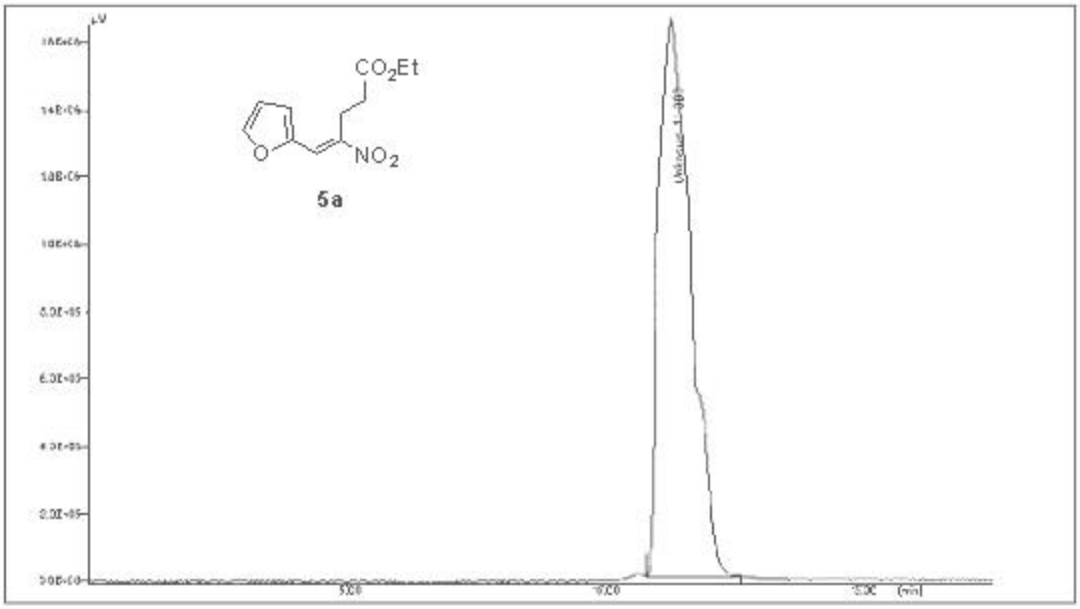

File name: MBH-Chiralcel-OD-H011.CH1
Sample: MBH-2 (**5a**)
Condition: 2-Furyl-Ester
Gradient: *n*-Hexane/EtOH, 80:20
Set Wavelength: 362 nm
Flow rate: 0.5 ml/min
Date: 29th August 2005
X Units: [min] Y Units: µV
Acquisition Time: 17.55 [min]
Code of system chromatographic: JASCO HPLC

#	Name	Retention Time [Min]	Area [µV.Sec]	% Area
1	**5a**	11.308	58935094.000	100.000

Total Area of Peak = 58935094.000 [µV.Sec]
Injection Volume = 20.00 µl

Figure S22. HPLC profile (*n*-Hexane/EtOH, 80:20) of **5a**

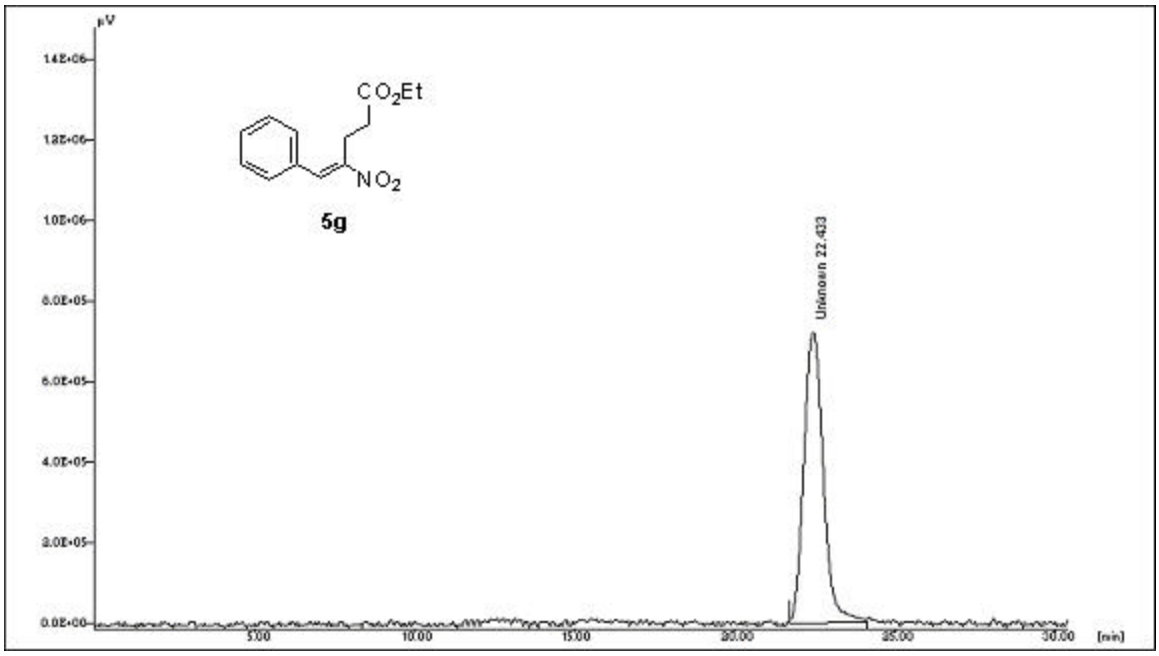

File name: MBH-Chiralcel-OD-H013.CH1
Sample: MBH-13 (**5g**)
Gradient: *n*-Hexane/*iso*-Propanol; 90:10
Set Wavelength: 362 nm
Flow rate: 0.5 ml/min
Date: 27th August 2005
X Units: [min] Y Units: µV
Acquisition Time: 30.43 [min]
Code of system chromatographic: JASCO HPLC

#	Name	Retention Time [Min]	Area [µV.Sec]	% Area
1	**5g**	22.433	28144235.330	100.000

Total Area of Peak = 28144235.330 [µV.Sec]
Injection Volume = 20.00 µl

Figure S23. HPLC profile (*n*-Hexane/*iso*-Propanol, 90:10) of **5g**

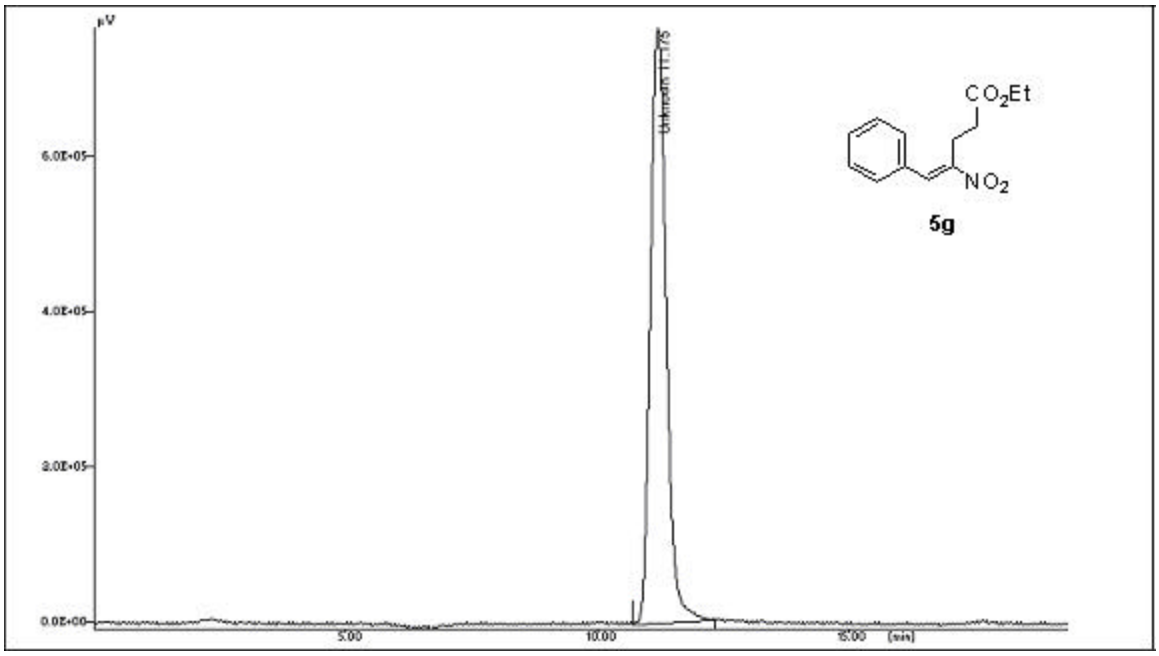

File name: MBH-Chiralcel-OD-H012.CH1
Sample: MBH-13 (**5g**)
Condition: Nitrostyrene-ester
Gradient: *n*-Hexane/EtOH, 80:20
Set Wavelength: 362 nm
Flow rate: 0.5 ml/min
Date: 29th August 2005
X Units: [min] Y Units: µV
Acquisition Time: 19.35 [min]
Code of system chromatographic: JASCO HPLC

#	Name	Retention Time [Min]	Area [µV.Sec]	% Area
1	**5g**	11.175	15516693.750	100.000

Total Area of Peak = 15516693.750 [µV.Sec]
Injection Volume = 20.00 µl

Figure S24. HPLC profile (*n*-Hexane/EtOH, 80:20) of **5g**

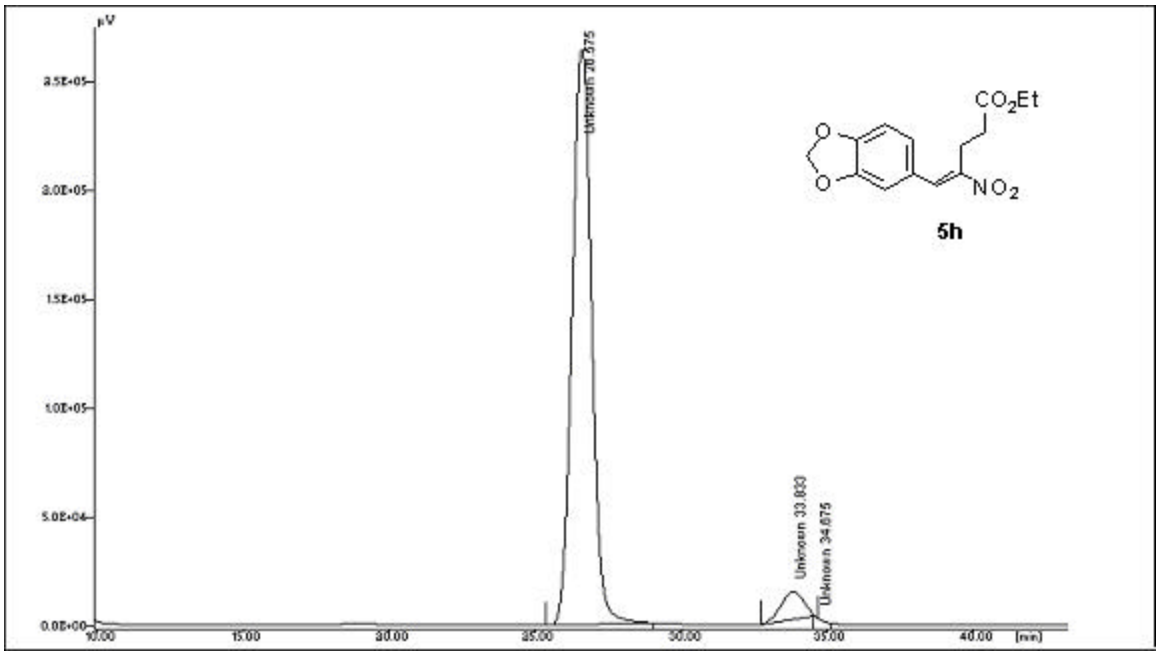

File name: MBH-Chiralcel-OD_H013.CH1
Sample: MBH-14 (**5h**)
Condition: piperonal-ester
Gradient: *n*-Hexane/*iso*-Propanol; 90:10
Set Wavelength: 362 nm
Flow rate: 0.5 ml/min
Date: 27th August 2005
X Units: [min] Y Units: µV
Acquisition Time: 43.50 [min]
Code of system chromatographic: JASCO HPLC

#	Name	Retention Time [Min]	Area [µV.Sec]	% Area
1	**5h**	26.575	11501219.607	94.576
2	--	33.833	622841.974	5.016
3	--	34.675	49576.000	0.407

Total Area of Peak = 12173637.581 [µV.Sec]
Injection Volume = 20.00 µl

Figure S25. HPLC profile (*n*-Hexane/*iso*-Propanol, 90:10) of **5h**

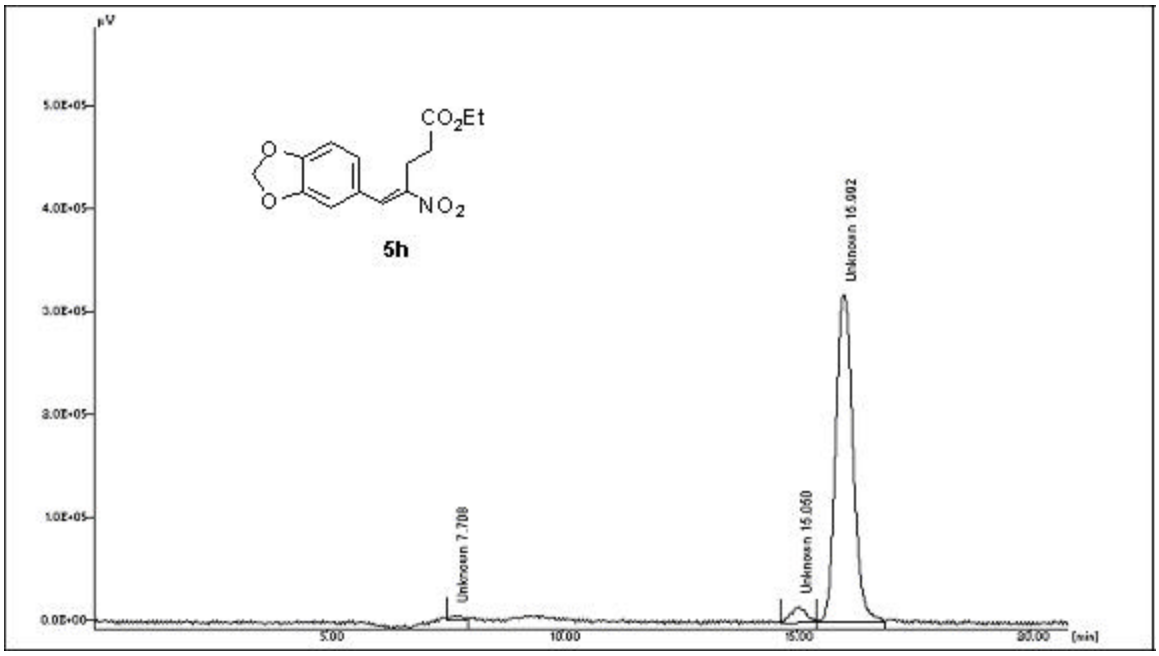

File name: MBH-Chiralcel-OD-H014.CH1
Sample: MBH-14 (**5h**)
Condition: piperonal-ester
Gradient: *n*-Hexane/EtOH, 80:20
Set Wavelength: 362 nm
Flow rate: 0.5 ml/min
Date: 29th August 2005
X Units: [min] Y Units: µV
Acquisition Time: 20.82 [min]
Code of system chromatographic: JASCO HPLC

#	Name	Retention Time [Min]	Area [µV.Sec]	% Area
1	--	7.708	53444.472	0.676
2	--	15.050	304459.330	3.851
3	**5h**	15.992	7548112.911	95.473

Total Area of Peak = 7906016.713 [µV.Sec]
Injection Volume = 20.00 µl

Figure S26. HPLC profile (*n*-Hexane/EtOH, 80:20) of **5h**

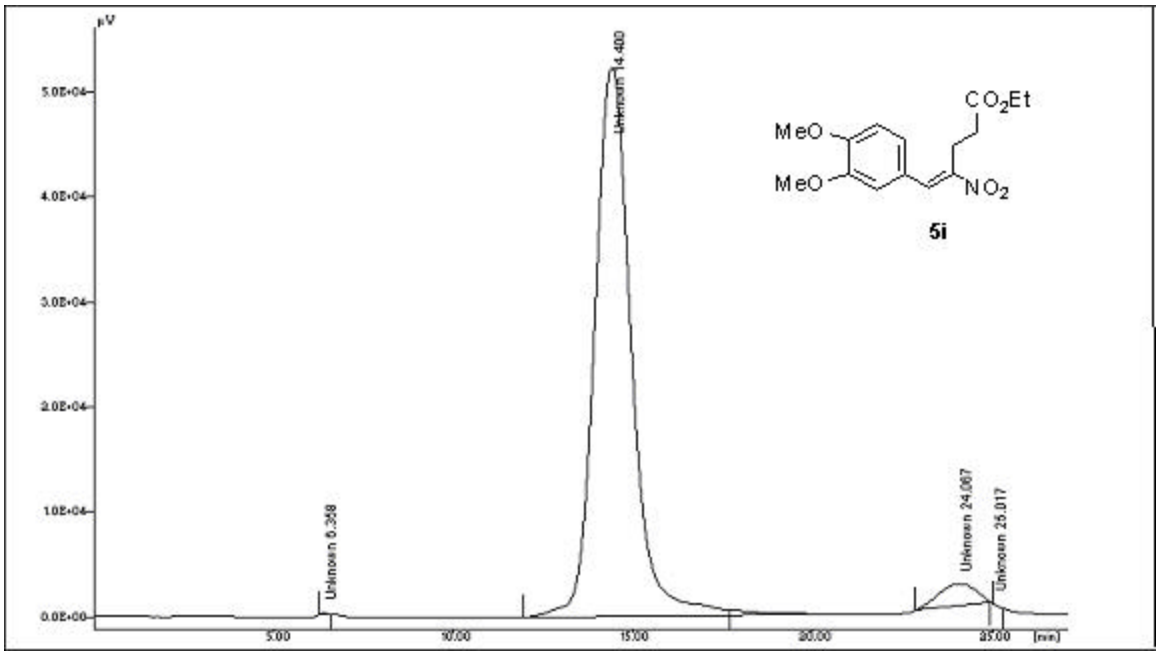

File name: MBH-Chiralcel-OD_H012.CH1
Sample: MBH-15 (**5i**)
Condition: 4,5-dimethoxy-ester
Gradient: *n*-Hexane/*iso*-Propanol; 90:10
Set Wavelength: 362 nm
Flow rate: 0.5 ml/min
Date: 27th August 2005
X Units: [min] Y Units: μV
Acquisition Time: 27.14 [min]
Code of system chromatographic: JASCO HPLC

#	Name	Retention Time [Min]	Area [μV.Sec]	% Area
1	--	6.358	1635.500	0.044
2	**5i**	14.400	3569144.471	95.587
3	--	24.067	146390.000	3.921
4	--	25.017	16734.000	0.448

Total Area of Peak = 3733903.971 [μV.Sec]
Injection Volume = 20.00 μl

Figure S27. HPLC profile (*n*-Hexane/*iso*-Propanol, 90:10) of **5i**

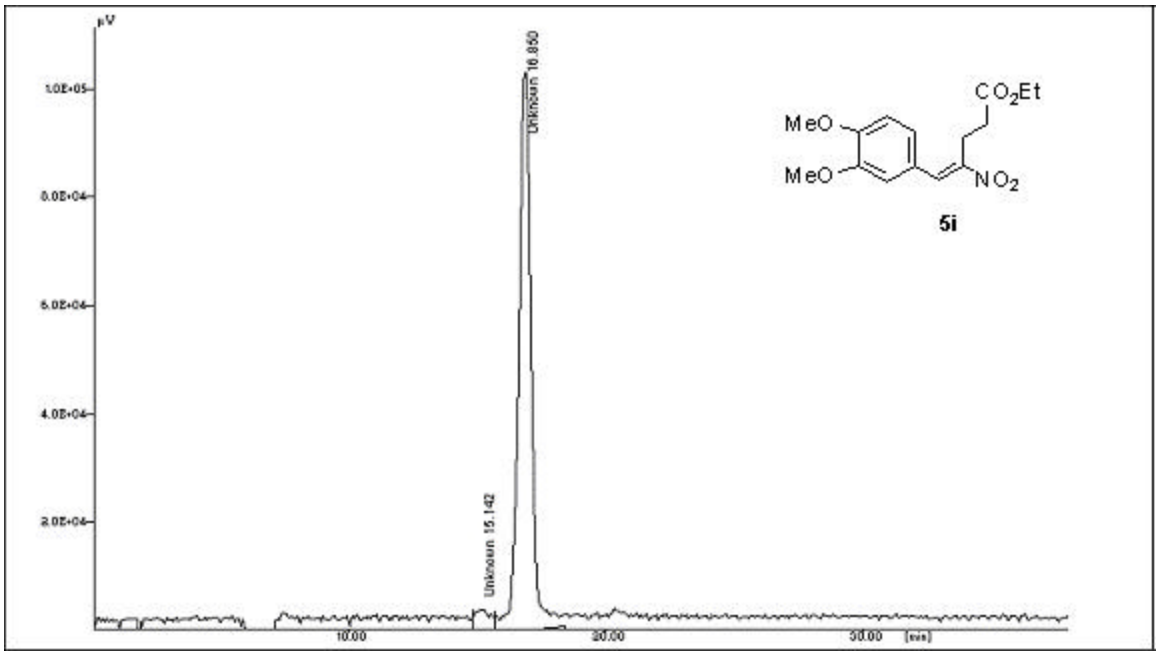

File name: MBH-Chiralcel-OD-H015.CH1
Sample: MBH-15 (**5i**)
Condition: 4,5-dimethoxy-ester
Gradient: *n*-Hexane/EtOH, 80:20
Set Wavelength: 362 nm
Flow rate: 0.5 ml/min
Date: 29th August 2005
X Units: [min] Y Units: µV
Acquisition Time: 38.18 [min]
Code of system chromatographic: JASCO HPLC

#	Name	Retention Time [Min]	Area [µV.Sec]	% Area
1	--	15.142	98222.457	3.083
2	**5i**	16.850	3087415.310	96.917

Total Area of Peak = 3185637.767 [µV.Sec]
Injection Volume = 20.00 µl

Figure S28. HPLC profile (*n*-Hexane/EtOH, 80:20) of **5i**