

Supporting Information

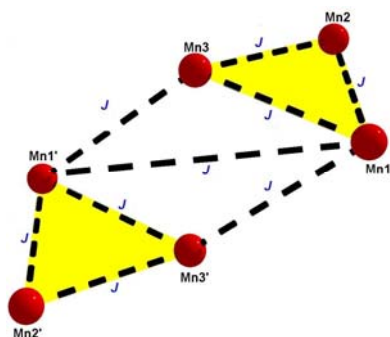


Figure SI1. The exchange interaction scheme employed for complexes **1** and **3**.

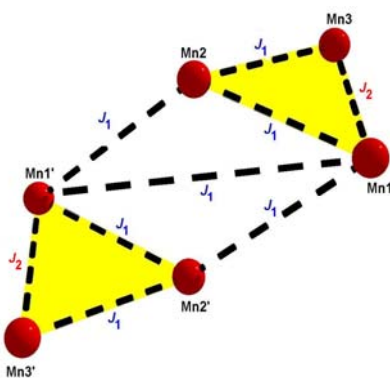


Figure SI2. The exchange interaction scheme employed for complex **2**.

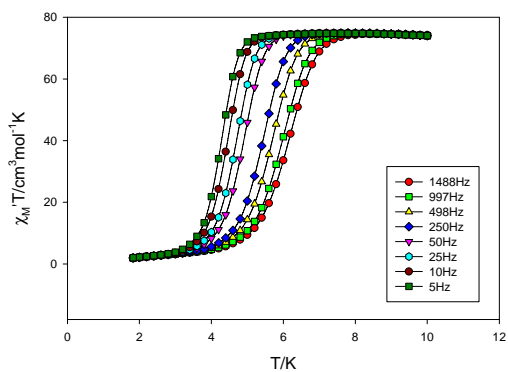


Figure SI3. In phase (χ_M') ac susceptibility measurements for **3** at the indicated temperatures and frequencies.