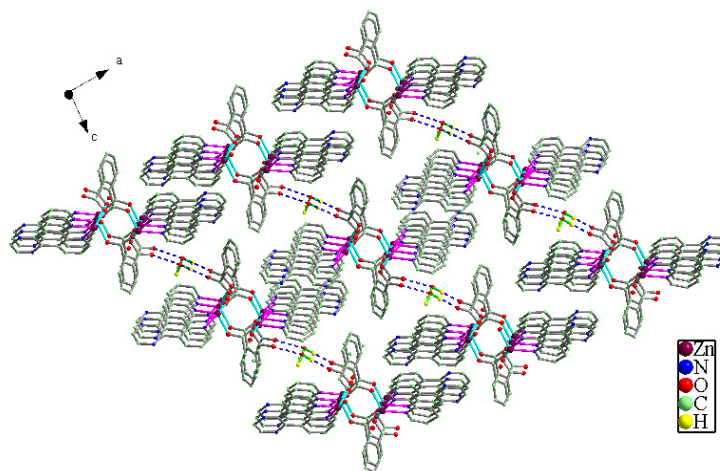


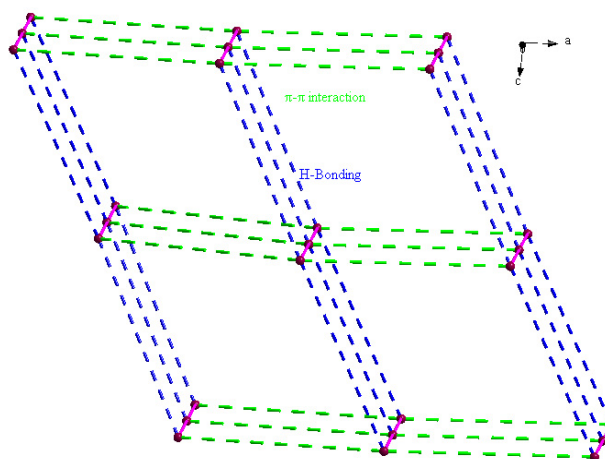
Electronic Supporting Information

Zn(II) Coordination Architectures with Mixed Ligands of Dipyrido[3,2-d:2',3'-f]quinoxaline/2,3-di-2-pyridylquinoxaline and Benzene dicarboxylate: Syntheses, Crystal Structures, and Photoluminescence Properties

Xiu-Li Wang,^{a,b} Yan-Feng Bi,^b Guo-Cheng Liu,^b Hong-Yan Lin,^b Tong-Liang Hu,^a Xian-He Bu^{*a}



(a)



(b)

Fig. S1 (a) 3-D supramolecular network of complex **1** formed by O–H \cdots O bonding. (b) The schematic of the two kinds of supramolecular interactions.

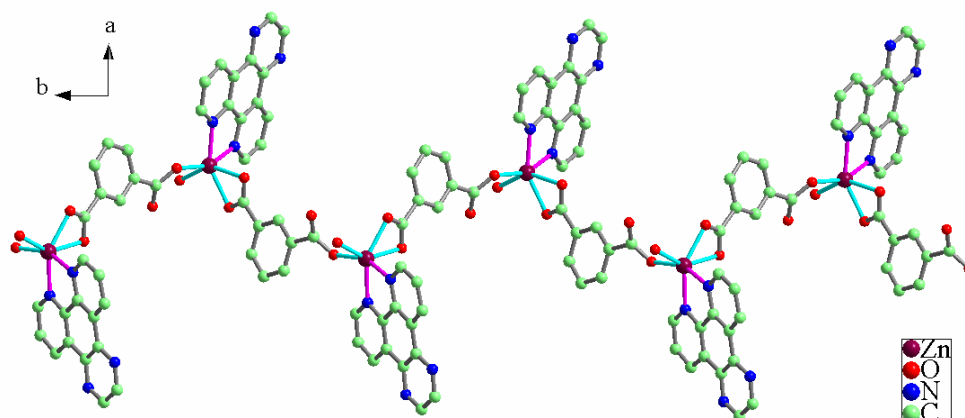
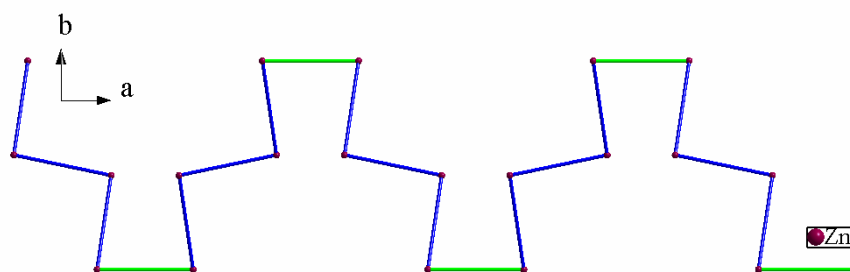
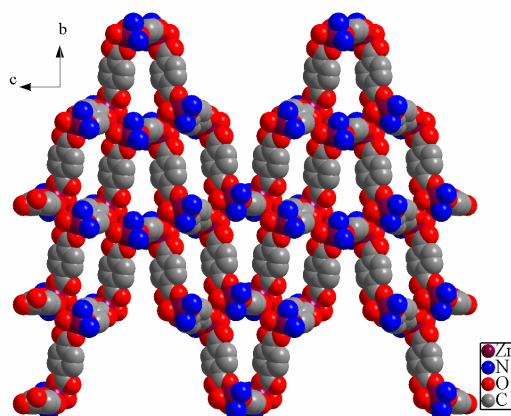


Fig. S2 1-D polymeric zigzag chain of **2**



(a)



(b)

Fig. S3 (a) The schematic of the 1-D distorted zigzag chain. (Blue and green are the two distinct coordination mode of L^3); (b) The space-filling presentation of 2-D layers.

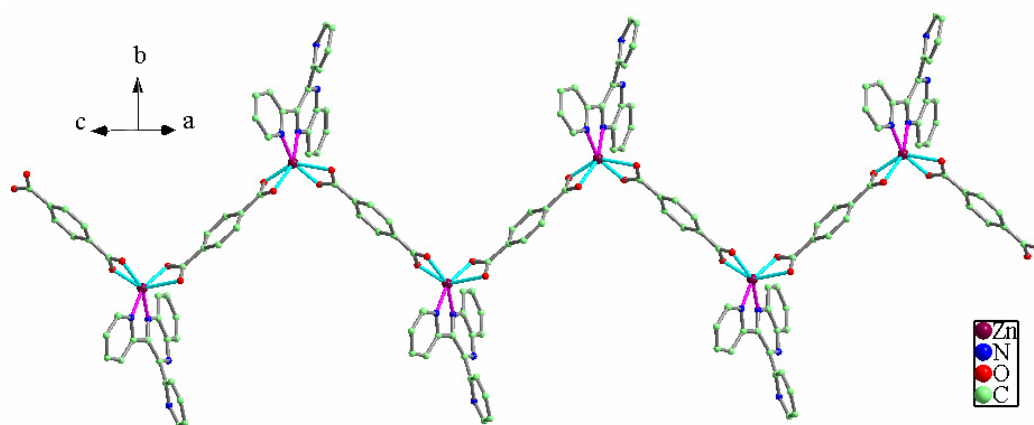


Fig. S4 1-D polymeric zigzag chain of **4**.