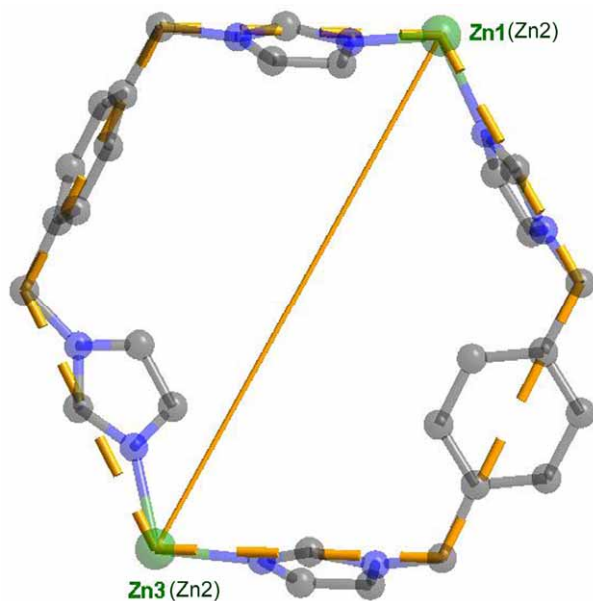


**A novel 3-connected [3+3] topological net showing both rotaxane- and  
catenane-like motifs**

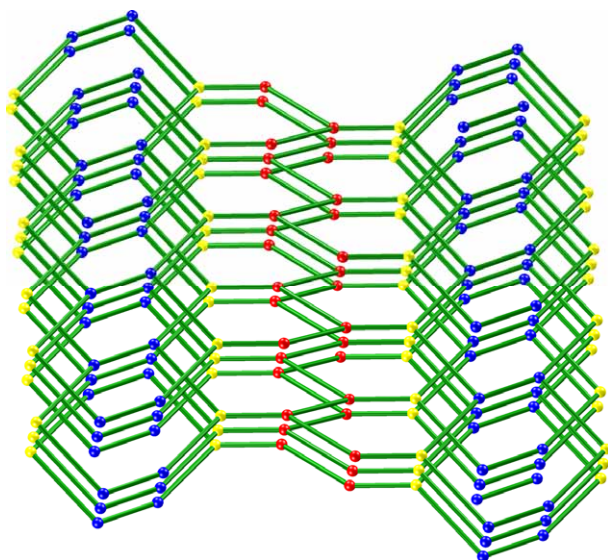
Shun-Li Li,<sup>†</sup> Ke Tan,<sup>‡</sup> Ya-Qian Lan,<sup>†</sup> Jun-Sheng Qin,<sup>†</sup> Mei-Na Li,<sup>†</sup> Dong-Ying Du,<sup>†</sup>  
and Zhong-Min Su<sup>\*,†</sup>

*Institute of Functional Material Chemistry; Key Lab of Polyoxometalate Science of  
Ministry of Education, Faculty of Chemistry, Northeast Normal University,  
Changchun, 130024, People's Republic of China; Biological Scientific and Technical  
College, Changchun University, Changchun, 130022, People's Republic of China.*

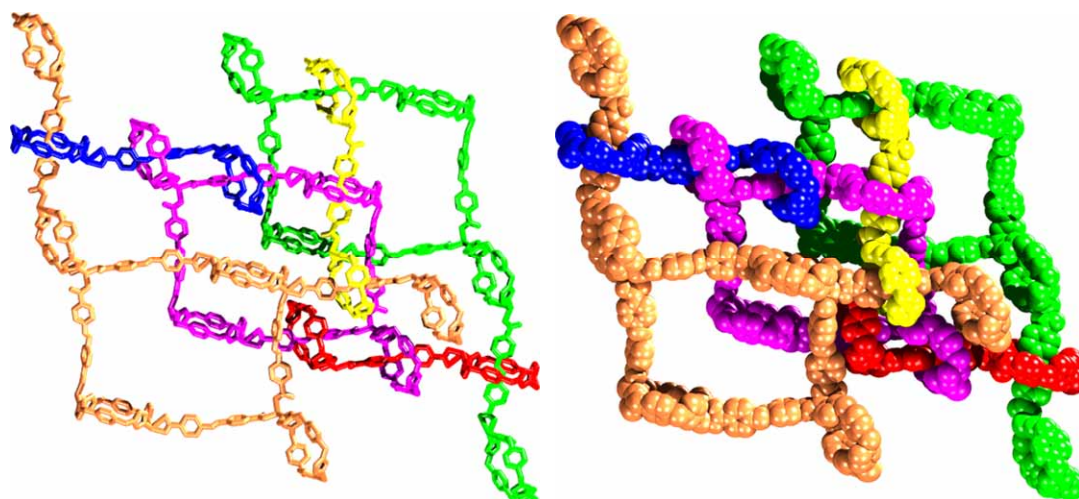
*E-mail: zmsu@nenu.edu.cn; Tel: +86 431 85099108*



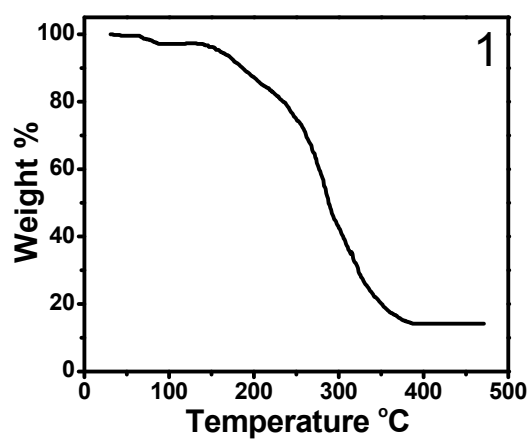
**Fig. S1** Ball-and-stick representation of  $[\text{Zn}(\text{bib})_2\text{Zn}]$  26-membered loop in **1**.



**Fig. S2** Schematic view of the topological structure of the single net for **1**.



**Fig. S3** Ball-stick and schematic representations of the coexistence with both both polyrotaxane and polycatenane characters.



**Fig. S4** TGA curve of compound 1.