

Electronic Supplementary Information (ESI)

for

Rapid Crystallization of L-Arginine Acetate on Engineered Surfaces using Metal-Assisted and Microwave-Accelerated Evaporative Crystallization

Melissa A. Pinard[‡] Tsehai A. J. Grell, Danielle Pettis, Muzaffer Mohammed, and
Kadir Aslan*

Morgan State University, Department of Chemistry, 1700 East Cold Spring Lane, Baltimore,
MD 21251 USA

[‡] Current Address: University of Florida, Department of Biochemistry and Molecular Biology,
1600 SW Archer Road, Gainesville, FL 32610, USA

*Corresponding Author: kadir.aslan@morgan.edu




Figure S1. Optical microscope images of L-arginine acetate crystallized on blank glass slides and UDET-modified SIFs at room temperature (RT).

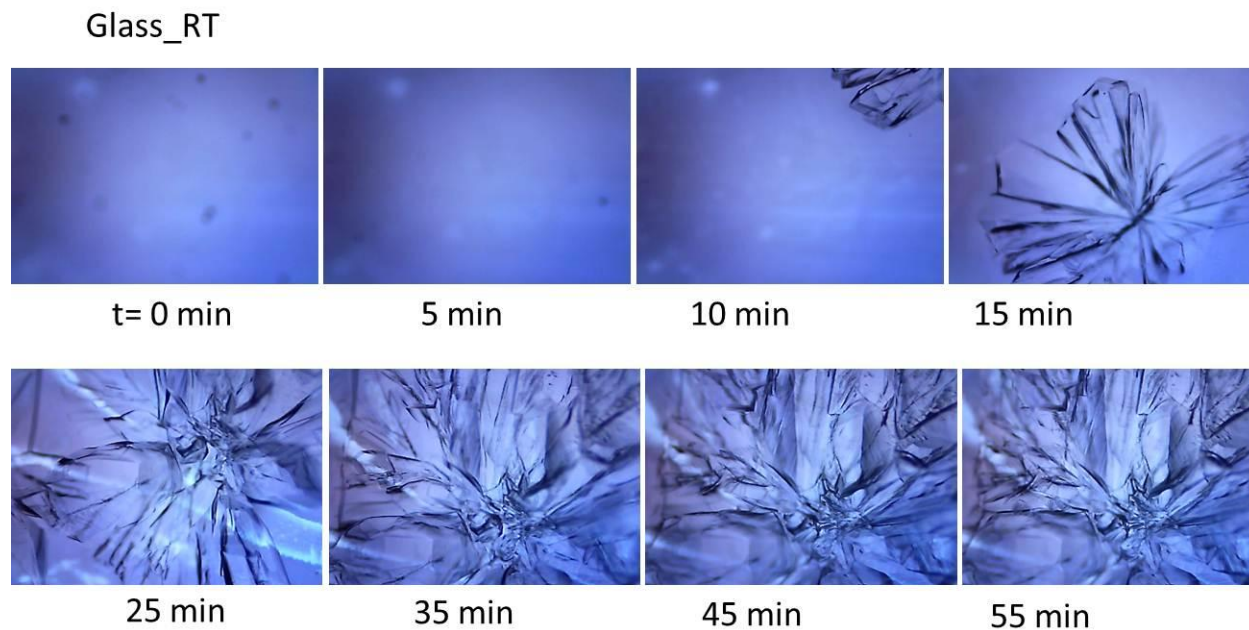


Figure S2. Timed images of L-arginine acetate crystallized on blank SIFs at room temperature.




Figure S3. Timed images of L-arginine acetate crystallized on MUDA-modified SIFs at room temperature.