

## Electronic Supplementary Information

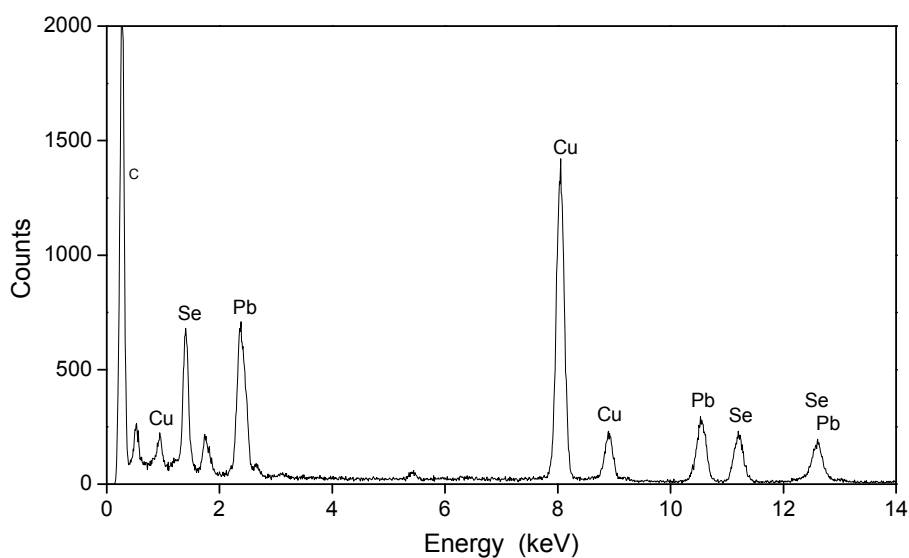
# A facile solution route for the synthesis of PbSe-Au nanocomposites with different morphologies

Weiwei Hu,<sup>ab</sup> Hui Liu,<sup>a</sup> Feng Ye,<sup>a</sup> Yulong Ding<sup>a</sup> and Jun Yang<sup>\*a</sup>

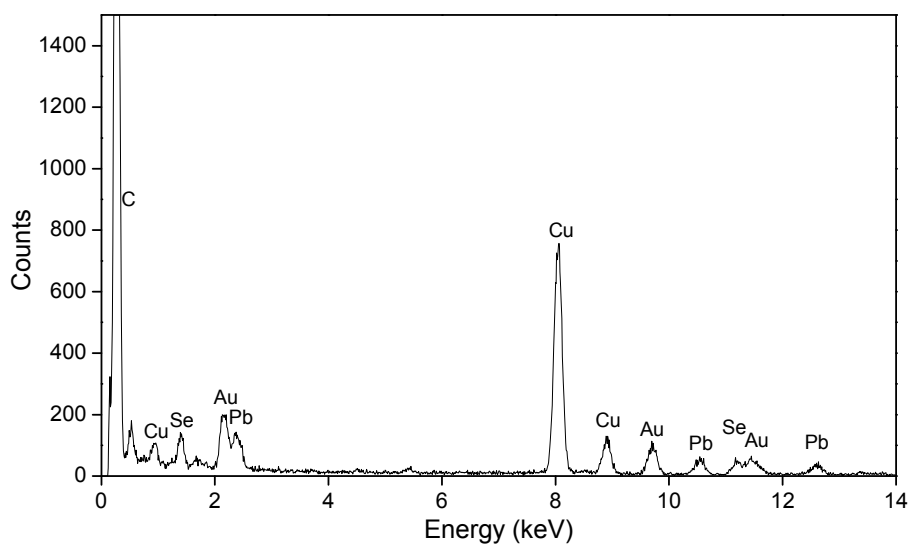
<sup>a</sup>State Key Laboratory of Multiphase Complex Systems, Institute of Process Engineering, Chinese Academy of Sciences, Beijing 100190, China. Fax: 86-10-8254 4814; Tel: 86-10-8254 4915; E-mail: [jyang@mail.ipe.ac.cn](mailto:jyang@mail.ipe.ac.cn)

<sup>b</sup>Graduate University of Chinese Academy of Sciences, Beijing 100049, China

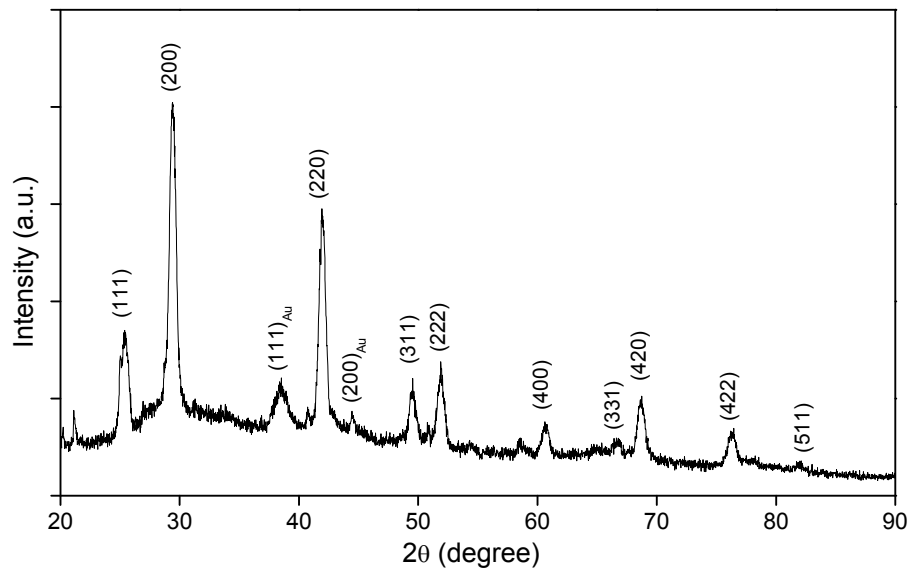
This work was funded by the 100 Talents Program of the Chinese Academy of Sciences, and National Natural Science Foundation of China (Project No.: 21173226, 21106151).



**Fig. S1** EDX spectrum of the as-prepared PbSe nanocrystals shown in Fig. 1.



**Fig. S2** EDX spectrum of the PbSe-Au nanocomposites synthesized at 2/1 molar ratio of PbSe/Au.



**Fig. S3** XRD pattern of the PbSe-Au nanocomposites synthesized at 2/1 molar ratio of PbSe/Au.