

## Electronic Supplementary Information (ESI)

### Substituted groups-directed assembly of Cd(II) coordination polymers based on 5-R-1,3-benzenedicarboxylate and 4,4'-bis(1-imidazolyl)biphenylene: syntheses, structures and photoluminescent properties

Hong-Jian Cheng,<sup>a</sup> Hong-Xi Li,<sup>a</sup> Zhi-Gang Ren,<sup>a</sup> Chun-Ning Lü,<sup>a</sup> Jing Shi<sup>a</sup> and Jian-Ping Lang<sup>\*a,b</sup>

<sup>a</sup> Key Laboratory of Organic Synthesis of Jiangsu Province, College of Chemistry, Chemical Engineering and Materials Science, Soochow University, Suzhou 215123, Jiangsu, P. R. China.

<sup>b</sup> State Key Laboratory of Organometallic Chemistry, Shanghai Institute of Organic Chemistry, Chinese Academy of Sciences, Shanghai 200032, P. R. China

## Table of Contents

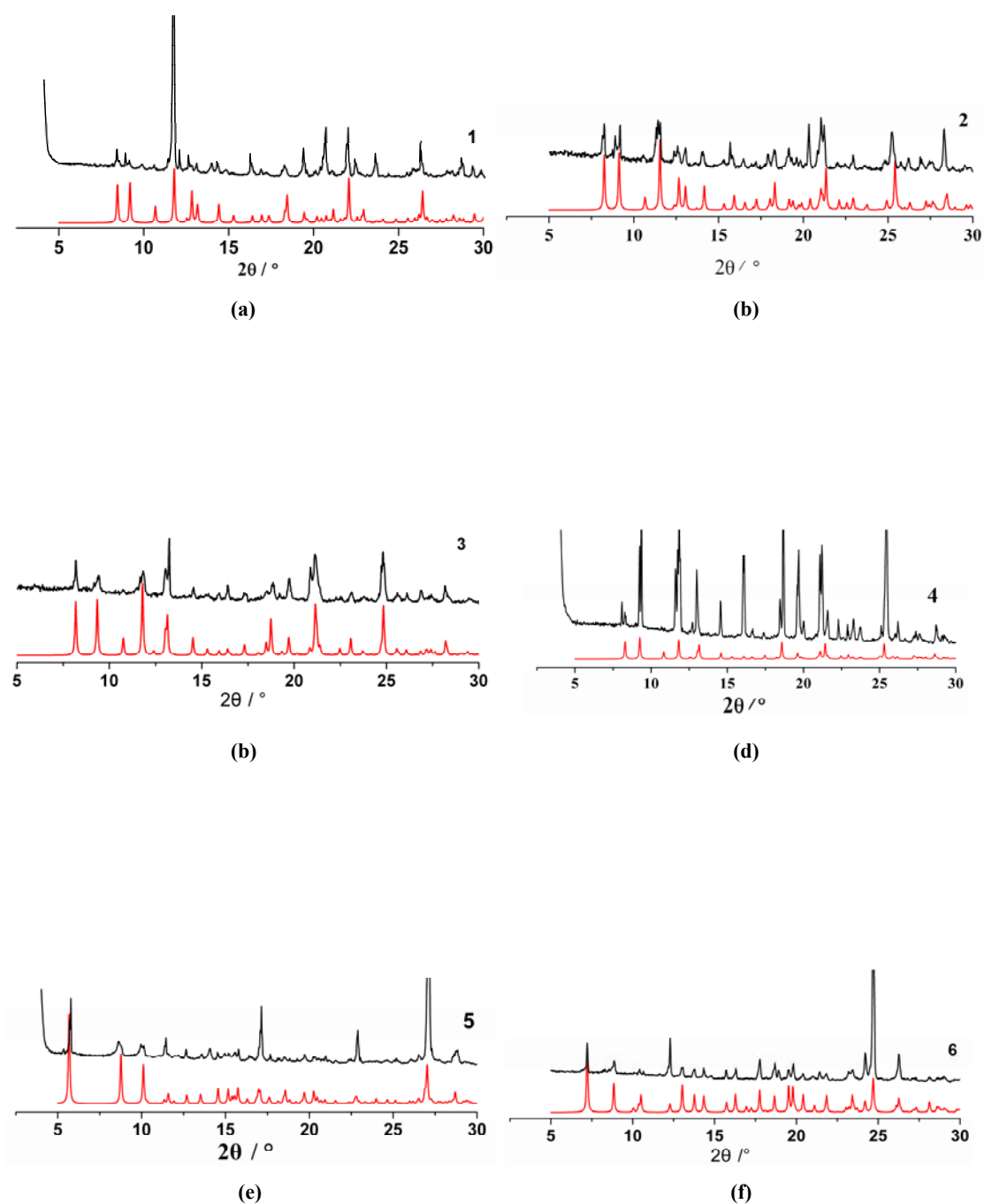
**Figure S1.** PXRD patterns for **1-6**. (a) simulated (red) and single-phase polycrystalline sample (black) of **1**. (b) simulated (red) and single-phase polycrystalline sample (black) of **2**. (c) simulated (red) and single-phase polycrystalline sample (black) of **3**. (d) simulated (red) and single-phase polycrystalline sample (black) of **4**. (e) simulated (red) and single-phase polycrystalline sample (black) of **5**. (f) simulated (red) and single-phase polycrystalline sample (black) of **6**. .....S3

**Figure S2.** (a) View of the coordination environment of Cd1 in **2**, with a labeling scheme. Symmetry codes: (A)  $x + 1, y, z + 1$ ; (B)  $-x + 1, y + 1/2, -z + 1/2$ ; (C)  $x, -y + 1/2, z - 1/2$ . (b)View of a 2D (4, 4) network that is constructed by  $[\text{Cd}_2(\text{CH}_3\text{-1,3-BDC})_4]$  units extending along the  $bc$  plane. ....S4

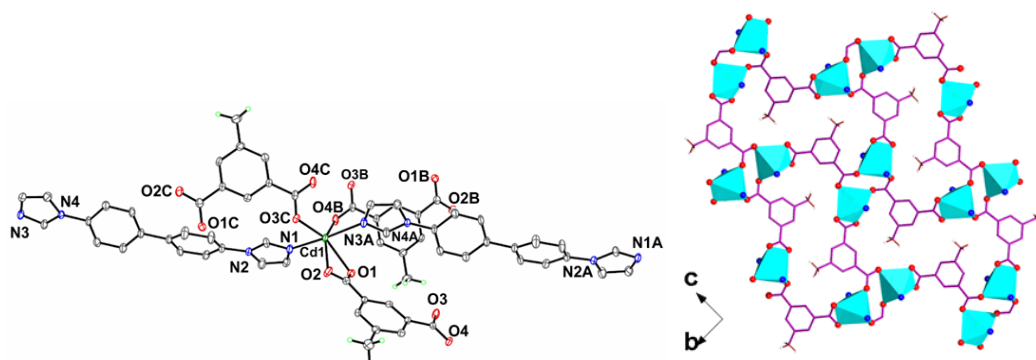
**Figure S3.** (a) View of the coordination environment of Cd1 in **3**, with a labeling scheme. Symmetry codes: (A)  $x + 1, y, z + 1$ ; (B)  $-x + 1, y + 1/2, -z + 1/2$ ; (C)  $x, -y + 1/2, z - 1/2$ . (b)View of a 2D (4, 4) network that is constructed by  $[\text{Cd}_2(\text{NH}_2\text{-1,3-BDC})_4]$  units extending along the  $bc$  plane. ....S4

**Figure S4.** (a) View of the coordination environment of Cd1 in **4**, with a labeling scheme. Symmetry codes: (A)  $x + 1, y, z + 1$ ; (B)  $-x + 1, y + 1/2, -z + 1/2$ ; (C)  $x, -y + 1/2, z - 1/2$ . (b)View of a 2D (4, 4) network that is constructed by  $[\text{Cd}_2(\text{OH-1,3-BDC})_4]$  units extending along the  $bc$  plane. ....S5

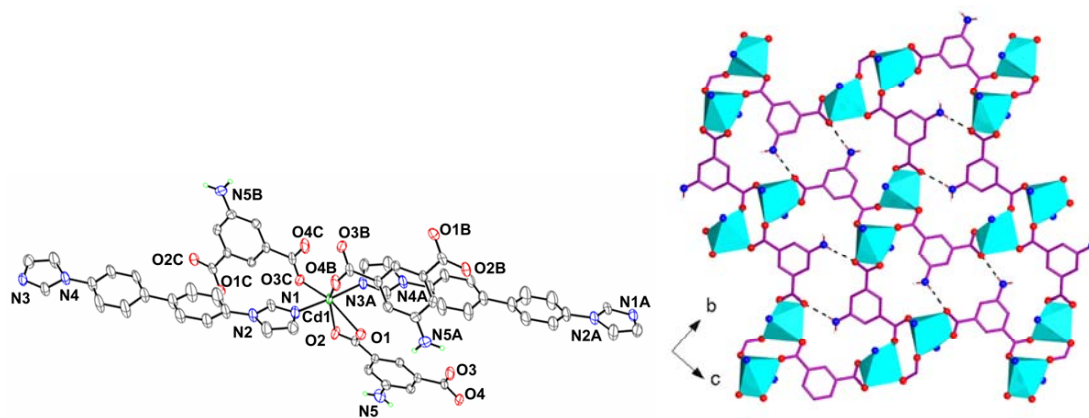
**Figure S5.** The TGA curves for **1** (black), **2** (blue), **3** (red), **4** (olive), **5** (magenta) and **6** (purple). ....S5



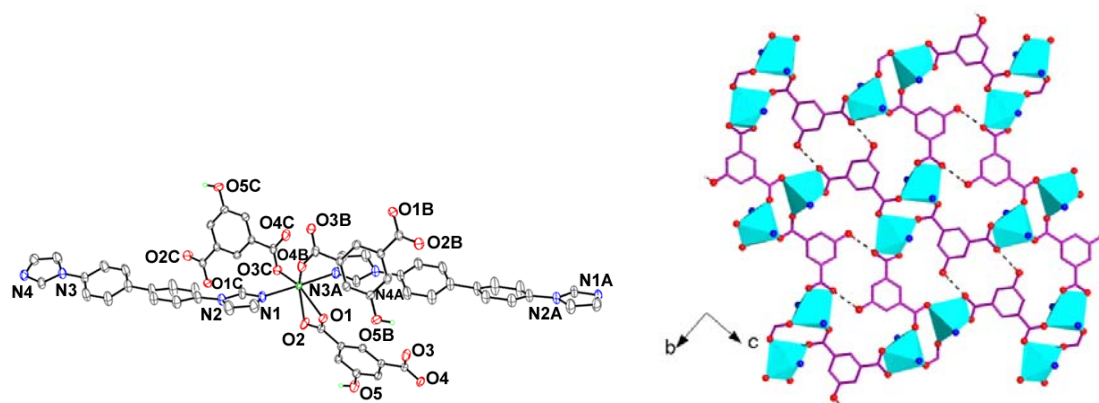
**Figure S1.** PXRD patterns for **1-6**. (a) simulated (red) and single-phase polycrystalline sample (black) of **1**. (b) simulated (red) and single-phase polycrystalline sample (black) of **2**. (c) simulated (red) and single-phase polycrystalline sample (black) of **3**. (d) simulated (red) and single-phase polycrystalline sample (black) of **4**. (e) simulated (red) and single-phase polycrystalline sample (black) of **5**. (f) simulated (red) and single-phase polycrystalline sample (black) of **6**.



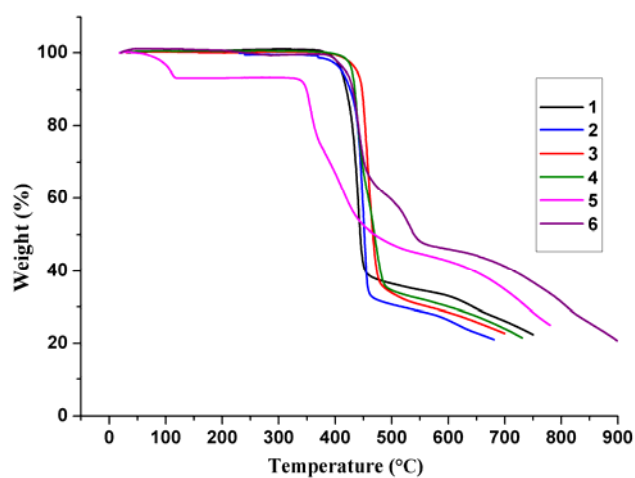
**Figure S2.** (a) View of the coordination environment of Cd1 in **2**, with a labeling scheme. Symmetry codes: (A)  $x + 1, y, z + 1$ ; (B)  $-x + 1, y + 1/2, -z + 1/2$ ; (C)  $x, -y + 1/2, z - 1/2$ . (b) View of a 2D (4, 4) network that is constructed by  $[\text{Cd}_2(\text{CH}_3\text{-1,3-BDC})_4]$  units extending along the  $bc$  plane.



**Figure S3.** (a) View of the coordination environment of Cd1 in **3**, with a labeling scheme. Symmetry codes: (A)  $x + 1, y, z + 1$ ; (B)  $-x + 1, y + 1/2, -z + 1/2$ ; (C)  $x, -y + 1/2, z - 1/2$ . (b) View of a 2D (4, 4) network that is constructed by  $[\text{Cd}_2(\text{NH}_2\text{-1,3-BDC})_4]$  units extending along the  $bc$  plane.



**Figure S4.** (a) View of the coordination environment of Cd1 in **4**, with a labeling scheme. Symmetry codes: (A)  $x + 1, y, z + 1$ ; (B)  $-x + 1, y + 1/2, -z + 1/2$ ; (C)  $x, -y + 1/2, z - 1/2$ . (b) View of a 2D (4, 4) network that is constructed by  $[\text{Cd}_2(\text{HO-1,3-BDC})_4]$  units extending along the  $bc$  plane.



**Figure S5.** The TGA curves for **1** (black), **2** (blue), **3** (red), **4** (olive), **5** (magenta) and **6** (purple).