

Supporting Information for

Fabrication of hierarchical architectures Tb-MOF by “green coordination modulation method” for the sensing of heavy metal ions

Dani Cai, Hailing Guo*, Ling Wen, Chenguang Liu*

State Key Laboratory of Heavy Oil Processing, Key Laboratory of Catalysis, China National Petroleum Corp. (CNPC) China University of Petroleum (East China), Qingdao 266555, P. R. China

*Corresponding author. Tel: +86 532 86981716; Fax: +86 532 86981787; E-mail: guohl@upc.edu.cn

Table S1. pH values of the reaction solution

Reaction solution	Absence of sodium acetate	0.4mmol sodium acetate	0.5mmol sodium acetate	0.6mmol sodium acetate
pH value	2.46	5.44	5.93	6.33

Figure S1. TGA of rod-like crystals (black line), dual-core shelled peanut-like crystals (red line) and double-head dandelion-like crystals (blue line).

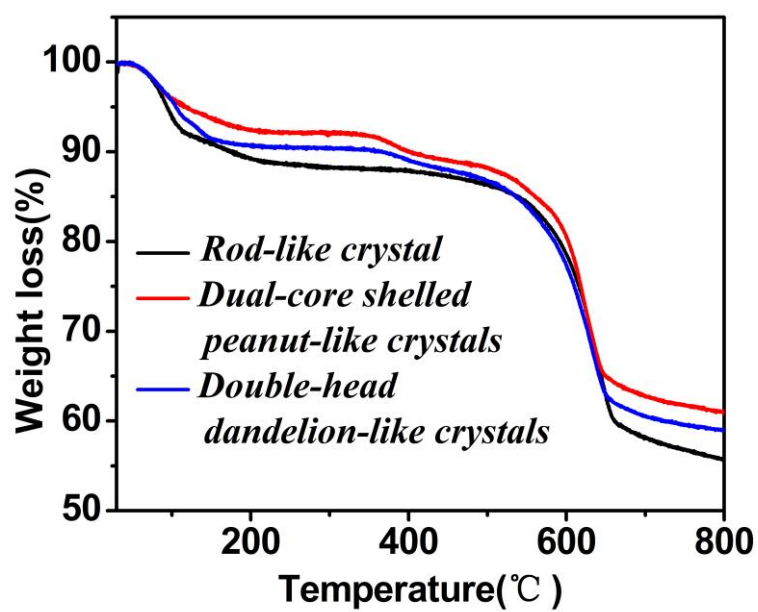


Figure S2. XRD pattern of dual-core shelled peanut-like crystals collected from different stirring reaction and crystallization reaction time.

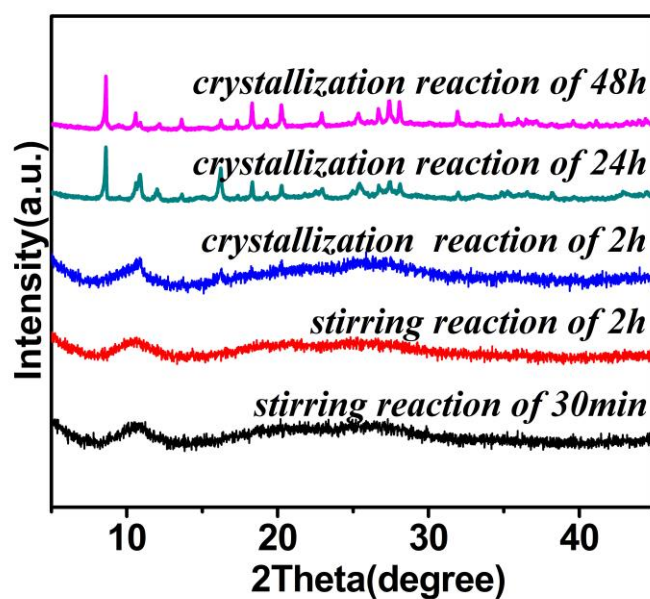


Figure S3. XRD pattern of double-head dandelion-like crystals collected from different stirring reaction and crystallization reaction time.

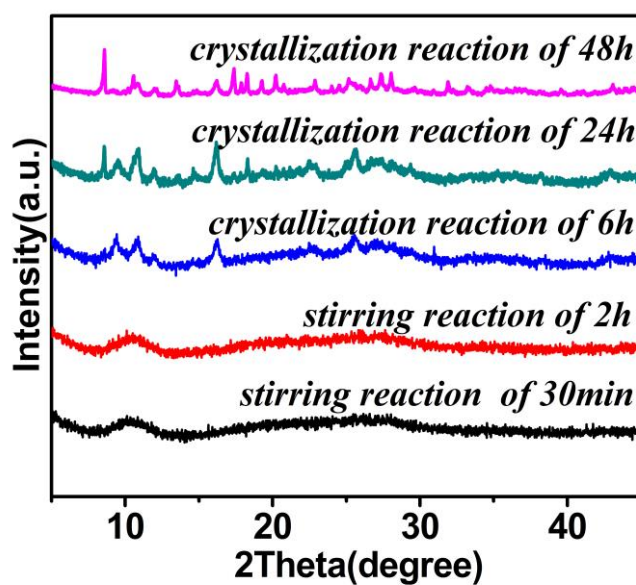


Figure S4. Excitation and emission spectra of rod-like crystals.

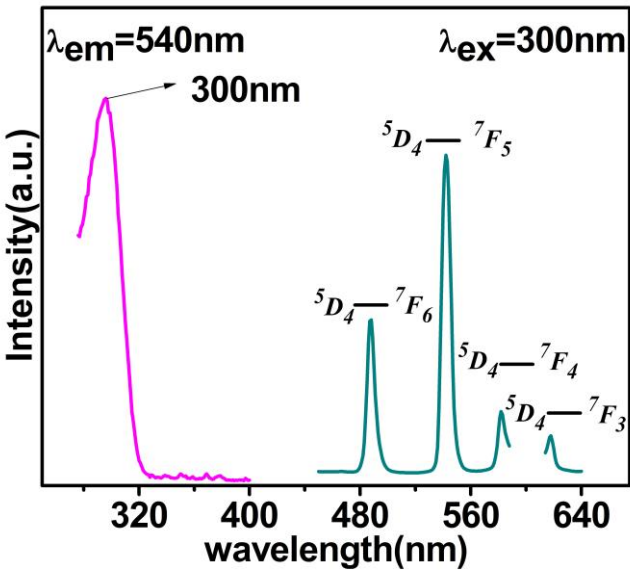


Figure S5. XRD pattern of samples synthesized with soluble salt (NaCl, KCl and CaCl_2).

