

## SUPPORTING INFORMATION

### Can self-assembly of copper(II) picolinamide building blocks be controlled?

Marijana Đaković<sup>a\*</sup>, Diogo Vila-Viçosa<sup>b</sup>, Nuno A. G. Bandeira<sup>b</sup>, Maria José Calhorda<sup>b\*</sup>, Bojan Kozlevčar<sup>c</sup>, Zvonko Jagličić<sup>d,e</sup>, Zora Popović<sup>a\*</sup>

<sup>a</sup> *Laboratory of General and Inorganic Chemistry, Department of Chemistry, Faculty of Science, University of Zagreb, Horvatovac 102a, 10000 Zagreb, Croatia*

<sup>b</sup> *Departamento de Química e Bioquímica, CQB, Faculdade de Ciências, Universidade de Lisboa, Campo Grande, Ed. C8, 1749-049 Lisbon, Portugal*

<sup>c</sup> *Fakulteta za kemijo in kemijsko tehnologijo, Univerza v Ljubljani, Aškerčeva c. 5, 1000 Ljubljana, Slovenia.*

<sup>d</sup> *Inštitut za matematiko, fiziko in mehaniko, Jadranska c. 19, 1000 Ljubljana, Slovenia*

<sup>e</sup> *Fakulteta za gradbeništvo in geodezijo, Univerza v Ljubljani, Jamova c. 2, 1000 Ljubljana, Slovenia*

e-mails: [mdjakovic@chem.pmf.hr](mailto:mdjakovic@chem.pmf.hr)  
[zpopovic@chem.pmf.hr](mailto:zpopovic@chem.pmf.hr)  
[mjcalhorda@fc.ul.pt](mailto:mjcalhorda@fc.ul.pt)

### Table of Contents

Figure S1.	TG/DTA curves for [Cu(N <sub>3</sub> ) <sub>2</sub> (piaH) <sub>2</sub> ] ( <b>1</b> ).	2
Figure S2.	TG/DTA curves for [Cu(NCO) <sub>2</sub> (piaH) <sub>2</sub> ] ( <b>2</b> ).	2
Figure S3.	TG/DTA curves for [Cu(pia) <sub>2</sub> ]·2H <sub>2</sub> O ( <b>3</b> ).	3
Figure S4.	Comparison of powder patterns for [Cu(N <sub>3</sub> ) <sub>2</sub> (piaH) <sub>2</sub> ] ( <b>1</b> ).	3
Figure S5.	Comparison of powder patterns for [Cu(NCO) <sub>2</sub> (piaH) <sub>2</sub> ] ( <b>2</b> ).	4
Figure S6.	Comparison of powder patterns for [Cu(pia) <sub>2</sub> ]·2H <sub>2</sub> O ( <b>3</b> ).	4
Figure S7.	Comparison of powder patterns for ( <b>4</b> ).	5
Figure S8.	Reaction pathway from 1-NNN.	5

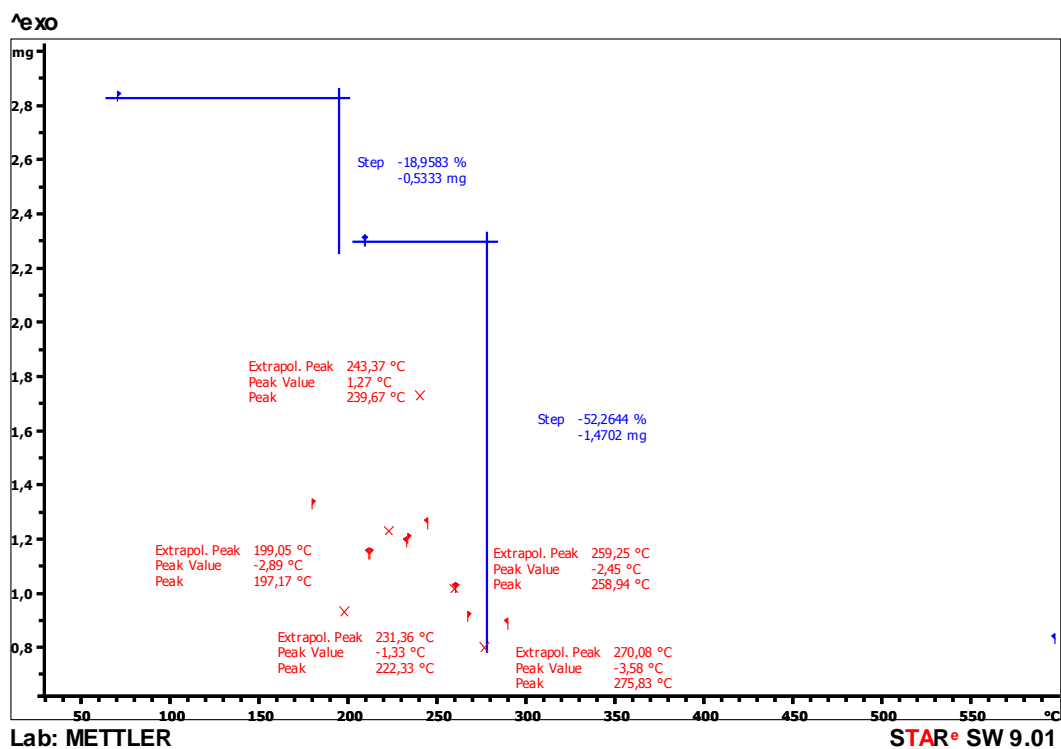


Figure S1. TG/DTA curves for  $[\text{Cu}(\text{N}_3)_2(\text{piaH})_2]$  (1).

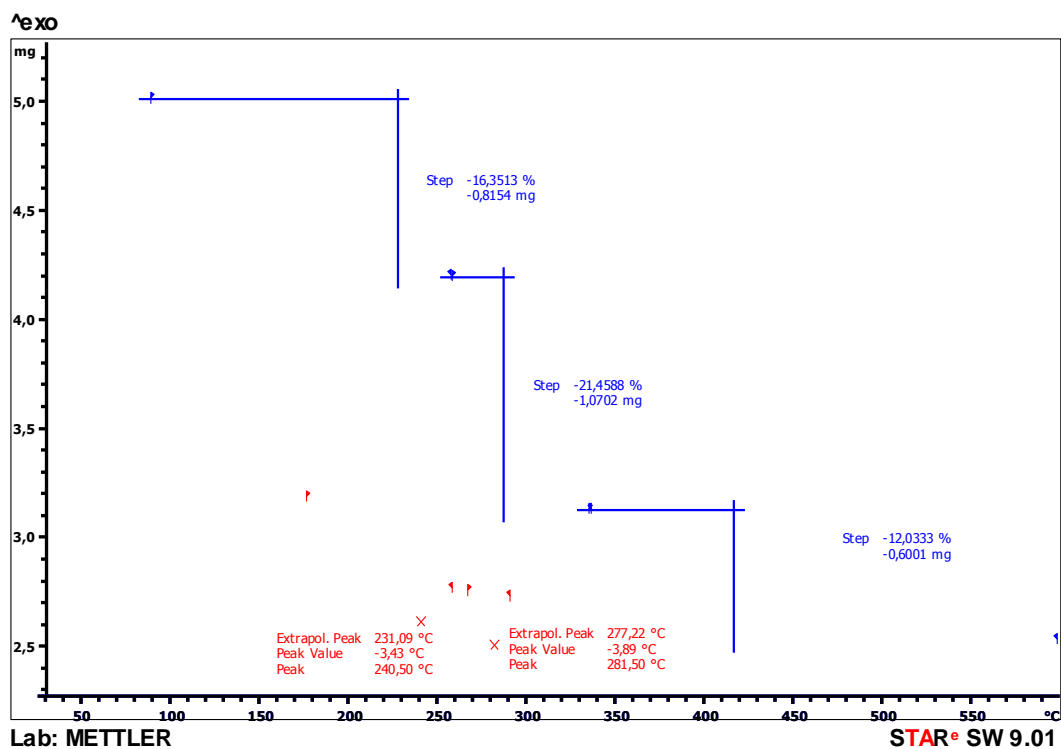


Figure S2. TG/DTA curves for  $[\text{Cu}(\text{NCO})_2(\text{piaH})_2]$  (2).

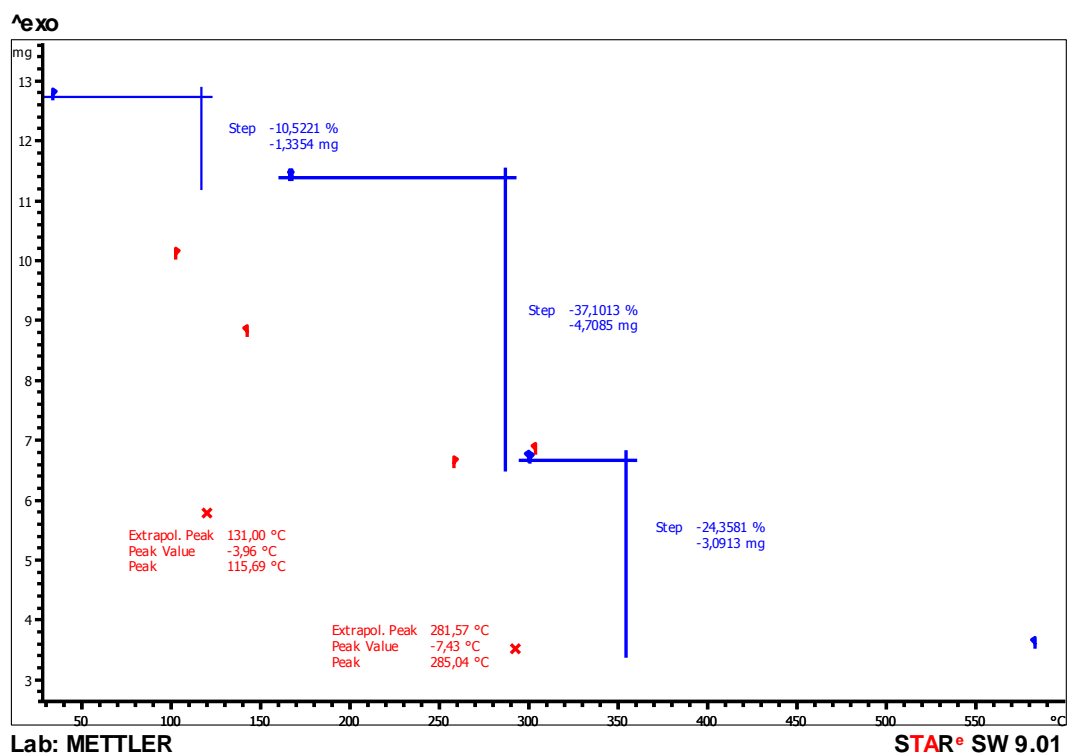


Figure S3. TG/DTA curves for  $[\text{Cu}(\text{pia})_2] \cdot 2\text{H}_2\text{O}$  (**3**).

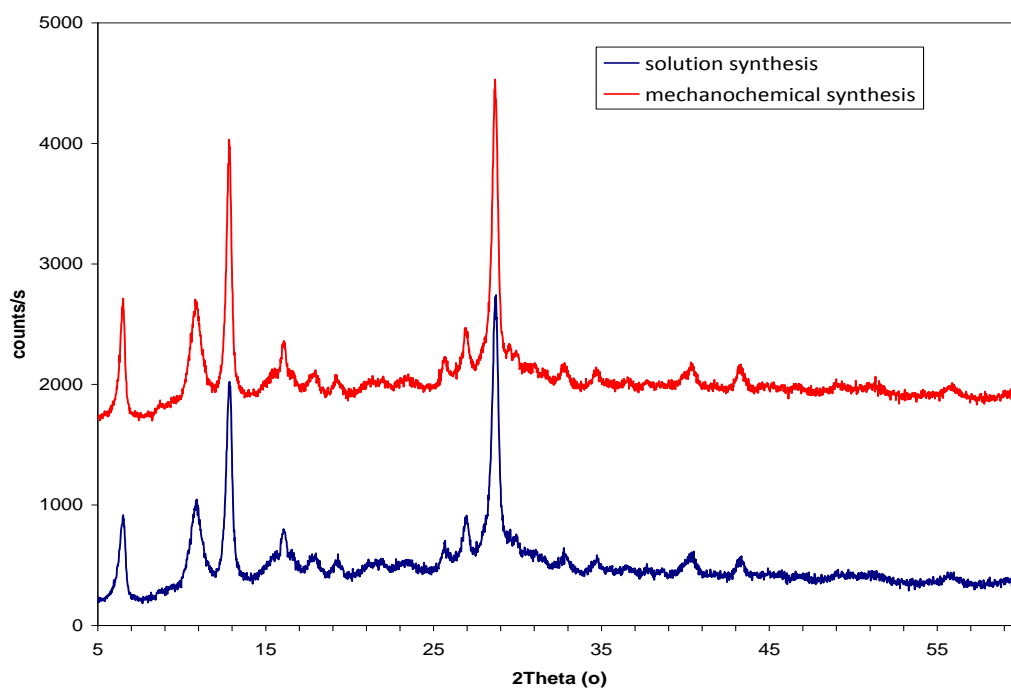


Figure S4. Comparison of powder patterns for  $[\text{Cu}(\text{N}_3)_2(\text{piaH})_2]$  (**1**).

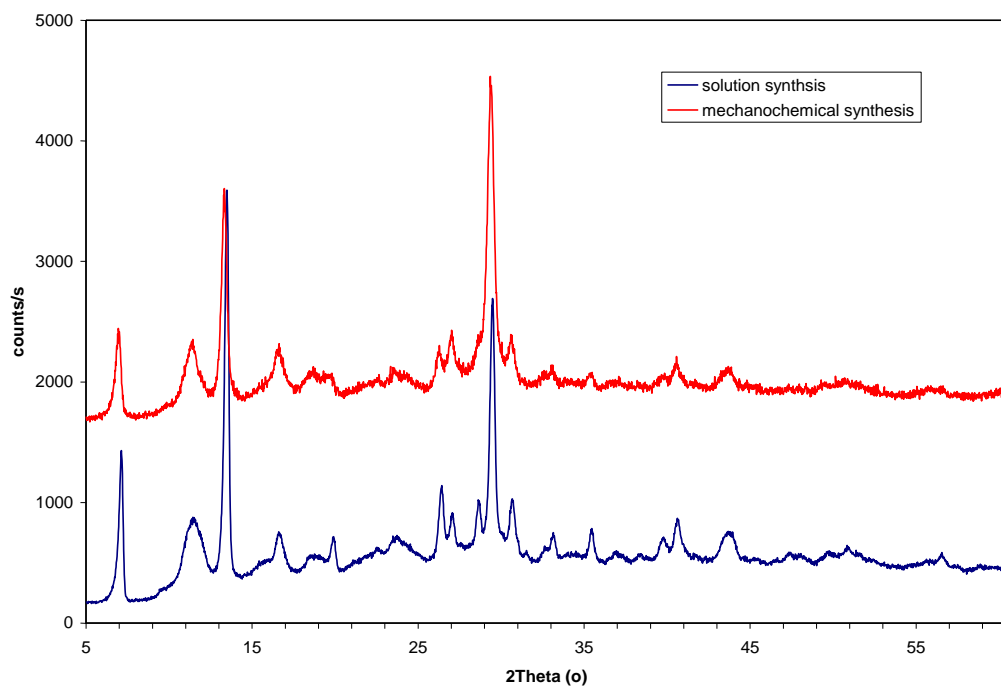


Figure S5. Comparison of powder patterns for [Cu(NCO)<sub>2</sub>(piaH)<sub>2</sub>] (**2**).

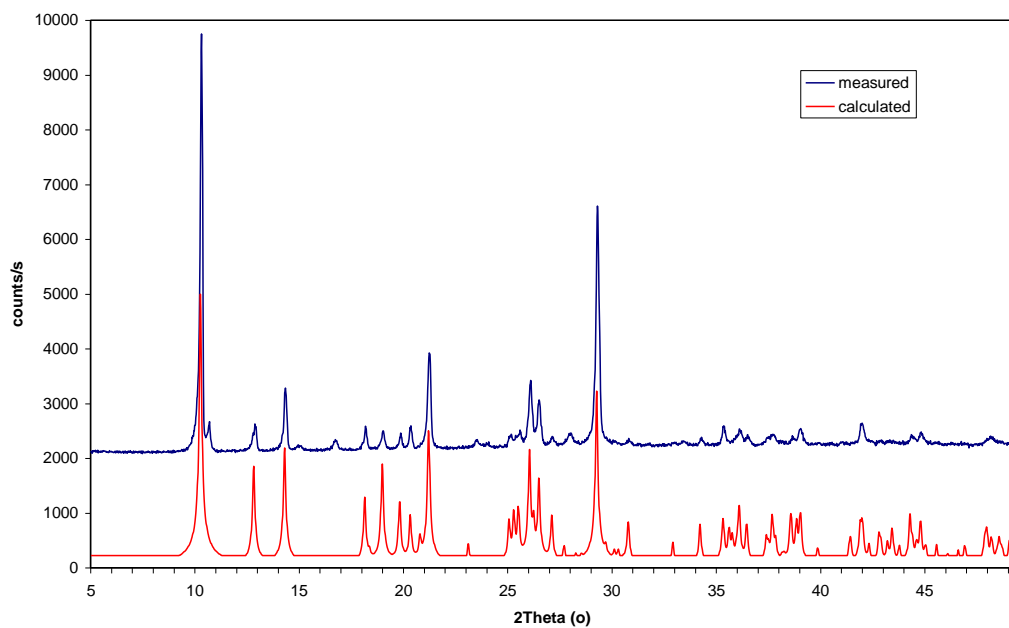


Figure S6. Comparison of powder patterns for [Cu(pia)<sub>2</sub>]·2H<sub>2</sub>O (**3**).

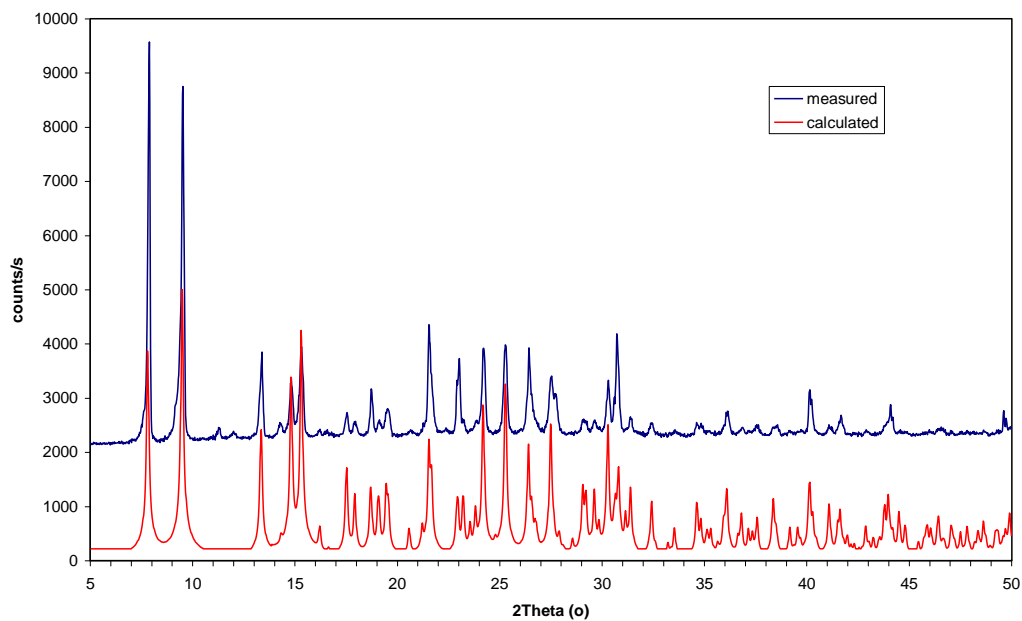


Figure S7. Comparison of powder patterns for  $[\text{Cu}(\text{pia})(\text{piaH})(\text{ClO}_4)_2]$  (**4**).

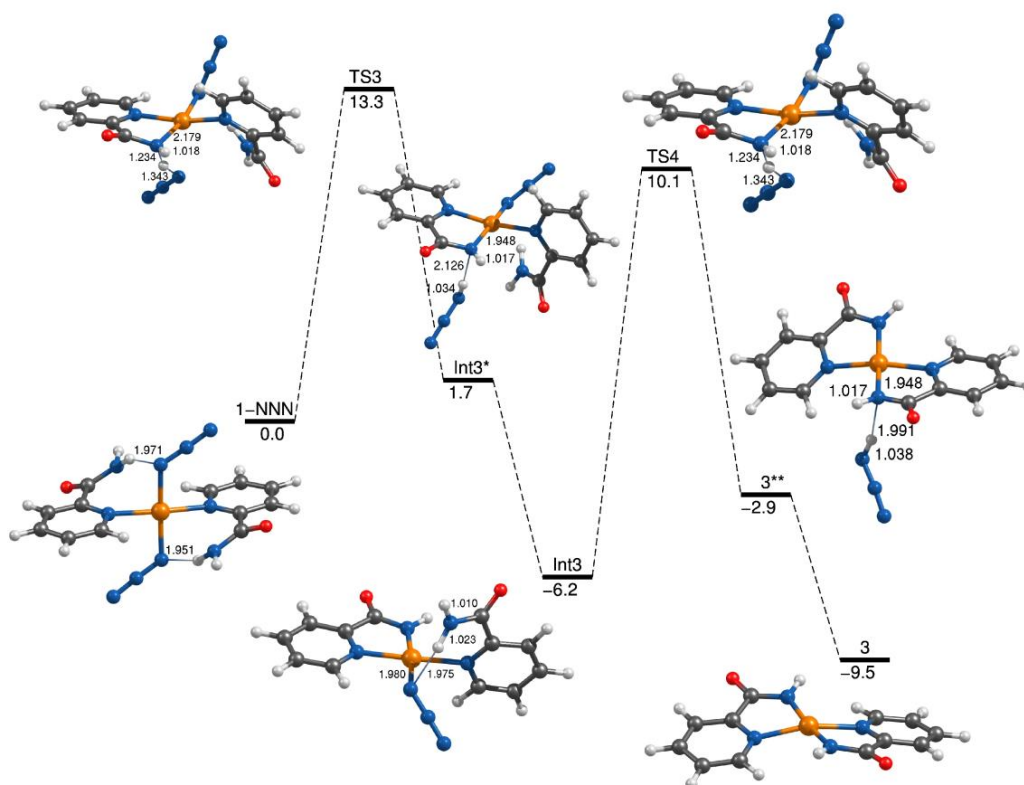


Figure S8. Reaction pathway from 1-NNN.