

Supporting information

Synthesis and luminescent properties of uniform monodisperse $\text{YBO}_3\text{:Eu}^{3+}/\text{Tb}^{3+}$ microspheres

Xinhao Yin,^{a,b} Qi Zhao,^a Baiqi Shao,^a Wei Lv,^a Yunhui Li,^b and Hongpeng You^{*a}

^a State Key Laboratory of Rare Earth Resource utilization, Changchun Institute of Applied Chemistry, Chinese Academy of Sciences, Changchun 130022, P. R. China. E-mail: hpyou@ciac.ac.cn

^b College of Chemistry and Environment Engineering, Changchun University of Science and Technology, Changchun 130022, China.

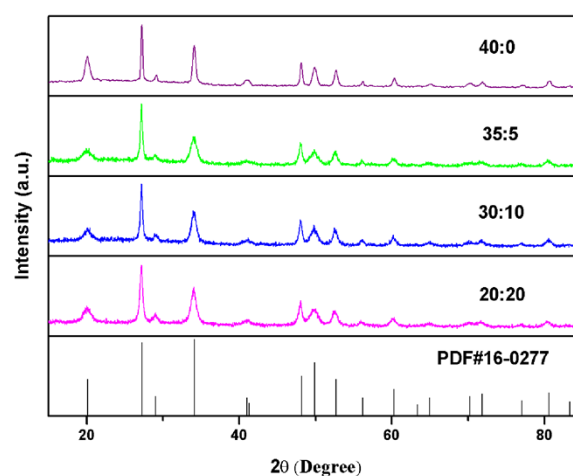


Fig. S1 XRD patterns of samples prepared with different amounts of EG

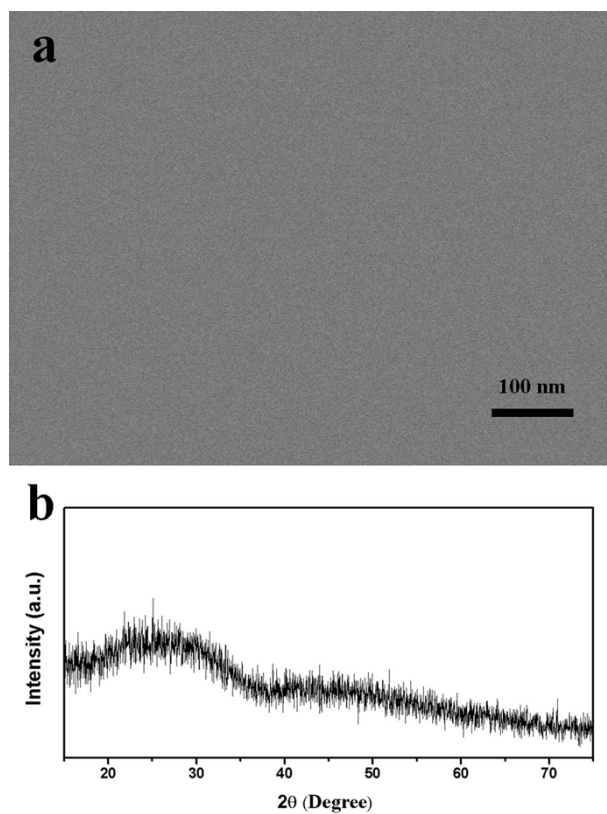


Fig. S2 Sample prepared by adding 30 mL EG: (A) SEM image; (B) XRD pattern.

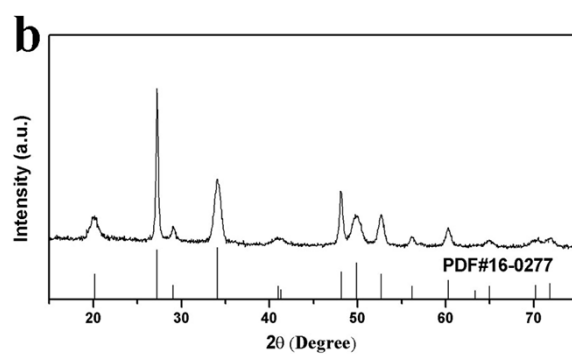



Fig. S3 Sample prepared by adding ethanol: (A) SEM image; (B) XRD pattern.

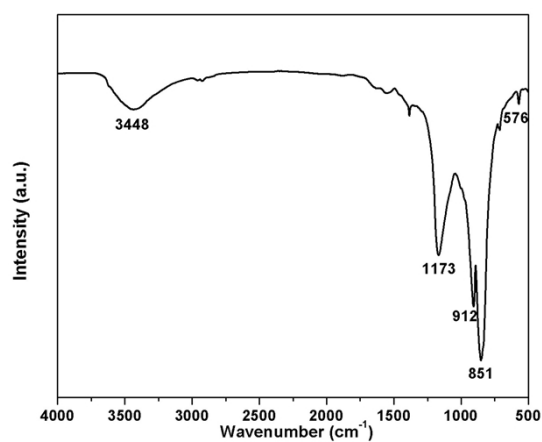


Fig. S4 FT-IR spectrum of the sample prepared by adding ethanol.

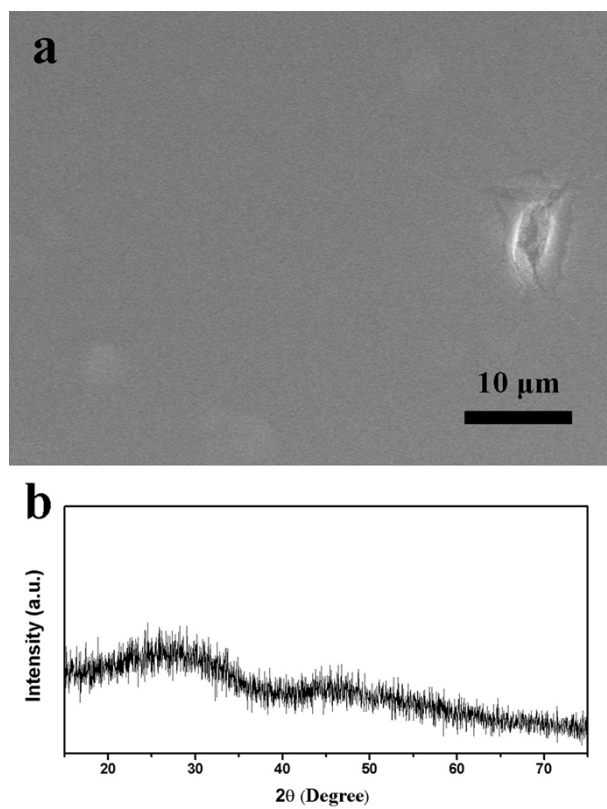


Fig. S5 Sample prepared by adding glycerol: (A) SEM image; (B) XRD pattern.

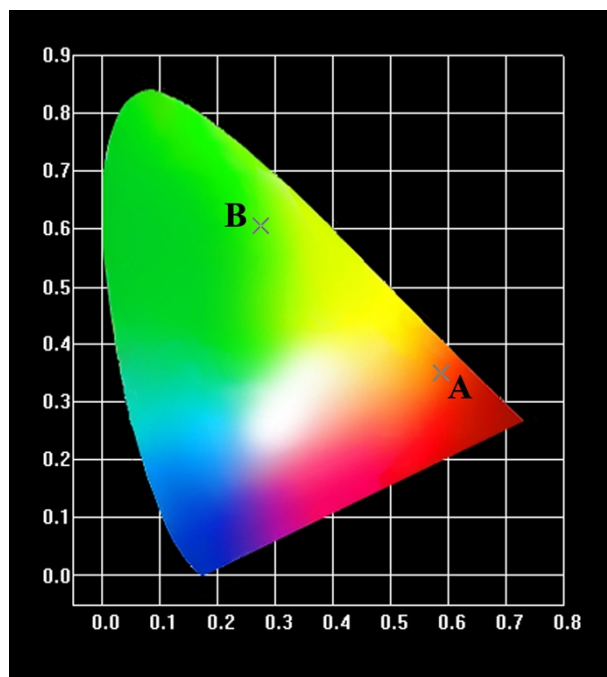


Fig. S6 CIE chromaticity diagram of $\text{YBO}_3\text{:5\% Eu}^{3+}$ (point A) and $\text{YBO}_3\text{:5\% Tb}^{3+}$ (point B) samples.