

Electronic Supplementary Information for:

**3D Hierarchical anatase TiO₂ superstructures constructed
by “nanobricks” built nanosheets with exposed {001} facets:
facile synthesis, formation mechanism and superior
photocatalytic activity**

Guoliang Li,^a Jiyan Liu,^b Jing Lan,^c Gang Li,^b Qiuwen Chen^{*a} and Guibin Jiang^b

^a State Key Laboratory of Environmental Aquatic Chemistry, Research Center for Eco-Environmental Sciences, Chinese Academy of Sciences, P.O. Box 2871, Beijing 100085, P. R. China; E-mail: qchen@rcees.ac.cn; Tel: 8610-62849311.

^b State Key Laboratory of Environmental Chemistry and Ecotoxicology, Research Center for Eco-Environment Sciences, Chinese Academy of Sciences, Beijing 100085, P. R. China.

^c College of Chemistry and Pharmaceutical Sciences, Qingdao Agricultural University, Qingdao 266109, P. R. China.




Fig. S1 SEM image of the 3DHTS.

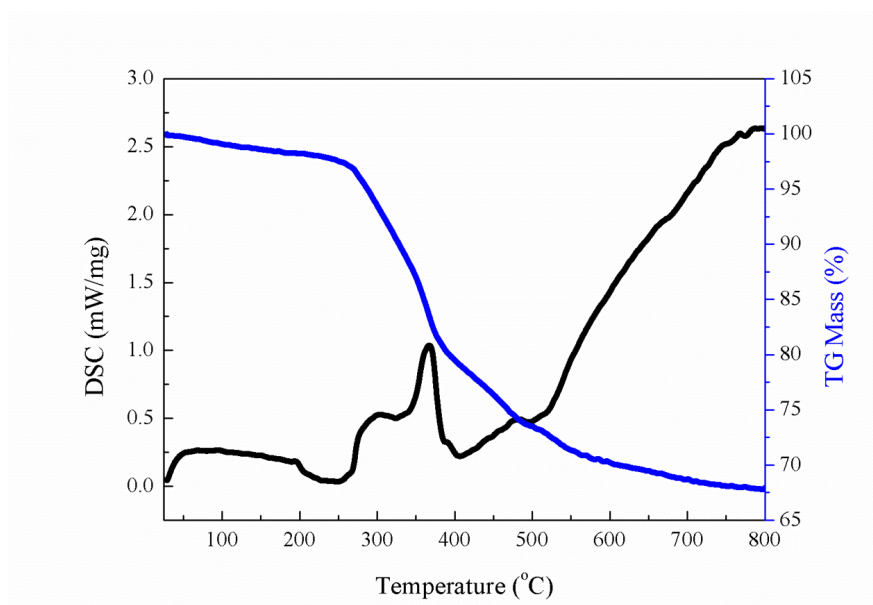


Fig. S2 TG-DSC curves of the NH_4TiOF_3 sample treated from room temperature to 800 °C at 10 °C/min.




Fig. S3 SEM image of the sample obtained with increased dose (20 ml) of water.

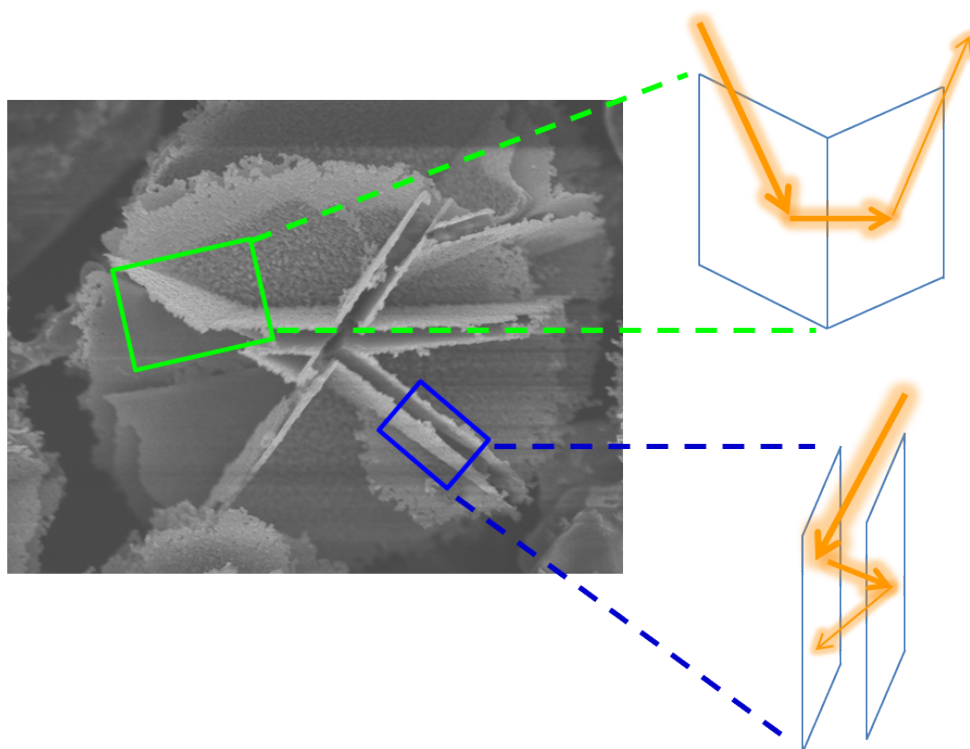


Fig. S4 Schematic illustration of light reflection in the 3DHTS.

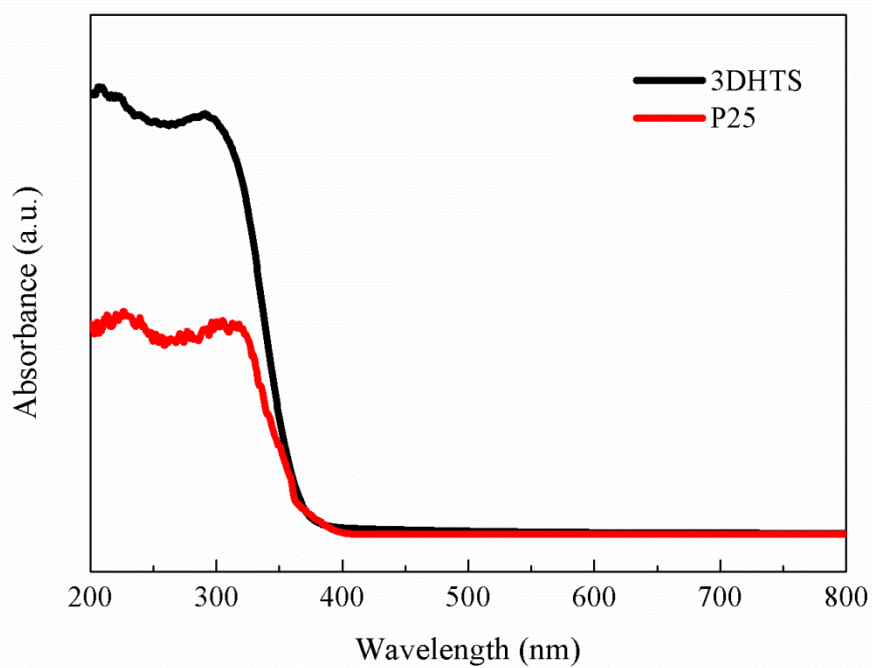


Fig. S5 UV-Vis diffuse reflectance spectra curves of the 3DHTS and the Degussa P25.