

Electronic Supplementary Information

Ligand-Dependent Blinking of Zinc-Blende CdSe/ZnS Core/Shell Nanocrystals[†]

Yongwook Kim,^a Nam Woong Song,^{*b,c} Hyunung Yu,^b Dae Won Moon,^b

Sungjun Lim,^a Wonjung Kim,^a Hye-Joo Yoon^a and Seung Koo Shin^{*a}

^a Bionanotechnology Center, Department of Chemistry, Pohang University of Science and Technology, San31 Hyoja-dong Nam-gu Pohang, Kyungbuk 790-784, Korea, Fax: +82 54 279 3399; Tel: +82 54 279 2123; E-mail: skshin@postech.ac.kr

^b Nanobio Fusion Research Center, Korea Research Institute of Standards and Science, 1 Doryong-dong, Yuseong-gu, Daejeon 305-340, Korea, Fax: +82 42 868 5032; Tel: +82 42 868 5214; nwsong@kriss.re.kr

^c Cell Dynamics Research Center, Gwangju Institute of Science and Technology, 261 Oryong-dong, Buk-gu, Gwangju 500-712, Republic of Korea

*To whom all correspondence should be addressed.


Figure Caption

Figure S1. The HRTEM images of organic-soluble CdSe and CdSe/ZnS nanocrystals

Figure S2. The hydrodynamic size distributions of water-soluble CdSe and CdSe/ZnS nanocrystals

Figure S3. The amplitude-time variation profile of photoluminescence decay components: (a) Four exponential-decay components in solution; (b) three exponential-decay components in glass substrate.

(a) CdSe



(b) CdSe/ZnS




Figure S1

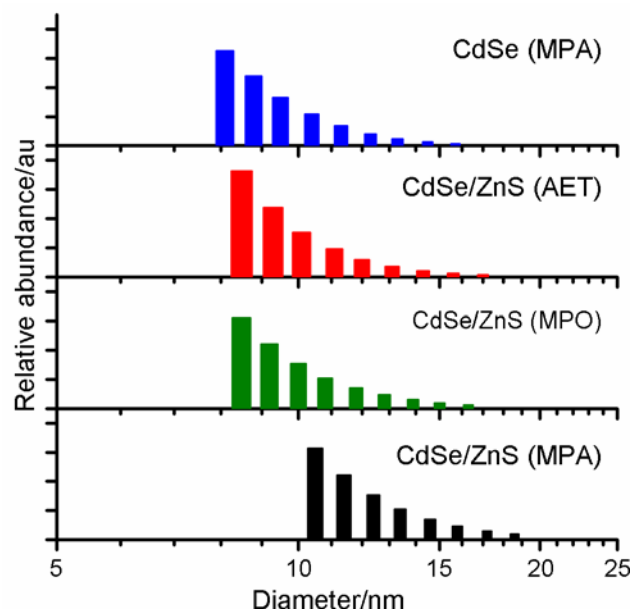


Figure S2

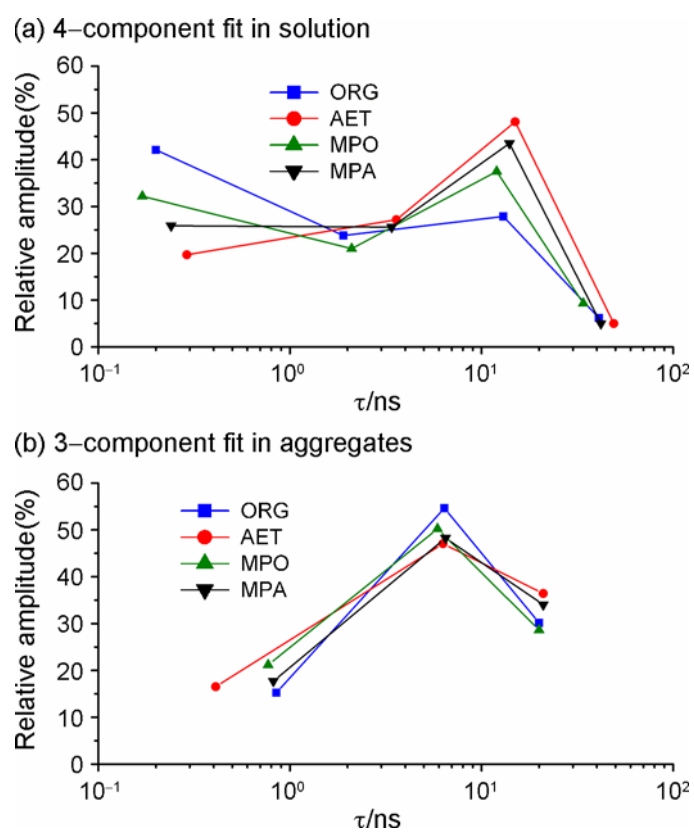


Figure S3