

Supplementary Information

Remarkable hydrogen storage properties for nanocrystalline MgH₂ synthesised by the hydrogenolysis of Grignard reagents

Eki J. Setijadi,^{1,2} Cyrille Boyer,² and Kondo-Francois Aguey-Zinsou^{1,*}

¹Merlin group, ARC Center for Functional Nanomaterials, School of Chemical Engineering, The University of New South Wales, Sydney NSW 2052, Australia.

²Center for Advanced Macromolecular Design, School of Chemical Engineering, The University of New South Wales, Sydney NSW 2052, Australia

E-mail: f.aguey@unsw.edu.au, Tel: +61 (0)2 938 57970, Fax: +61 (0)2 938 55966

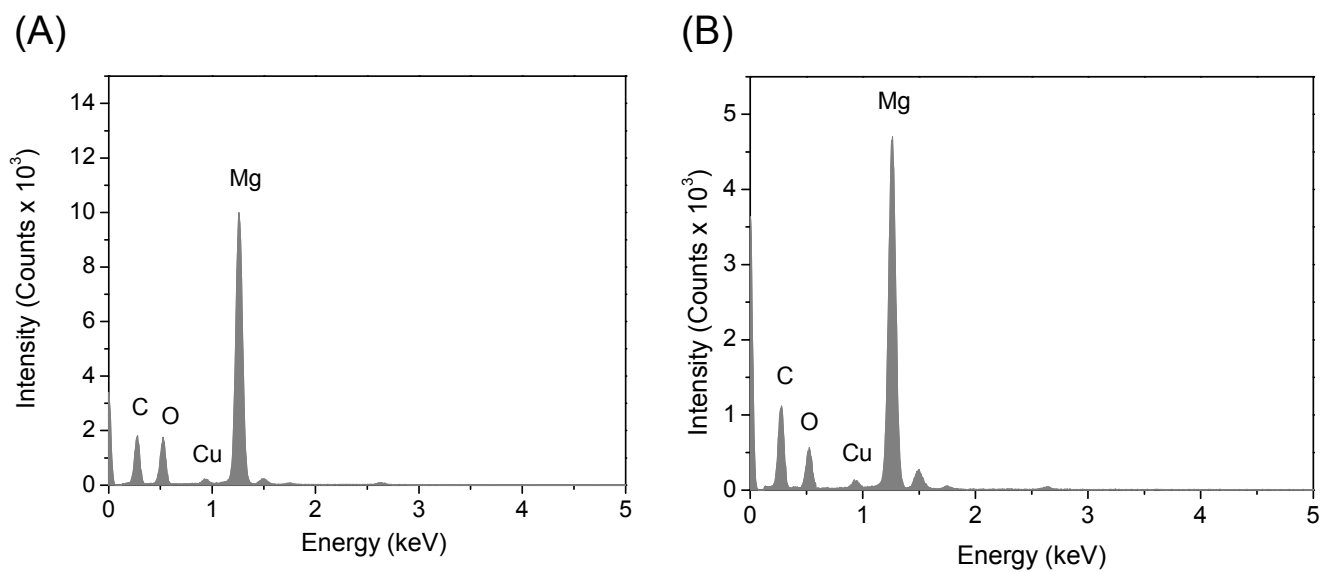


Figure S1. EDX analysis of H₂-DibutylMg (A) after hydrogenolysis - corresponding to Figure 5A and (B) after cycling - corresponding to Figure 8D.

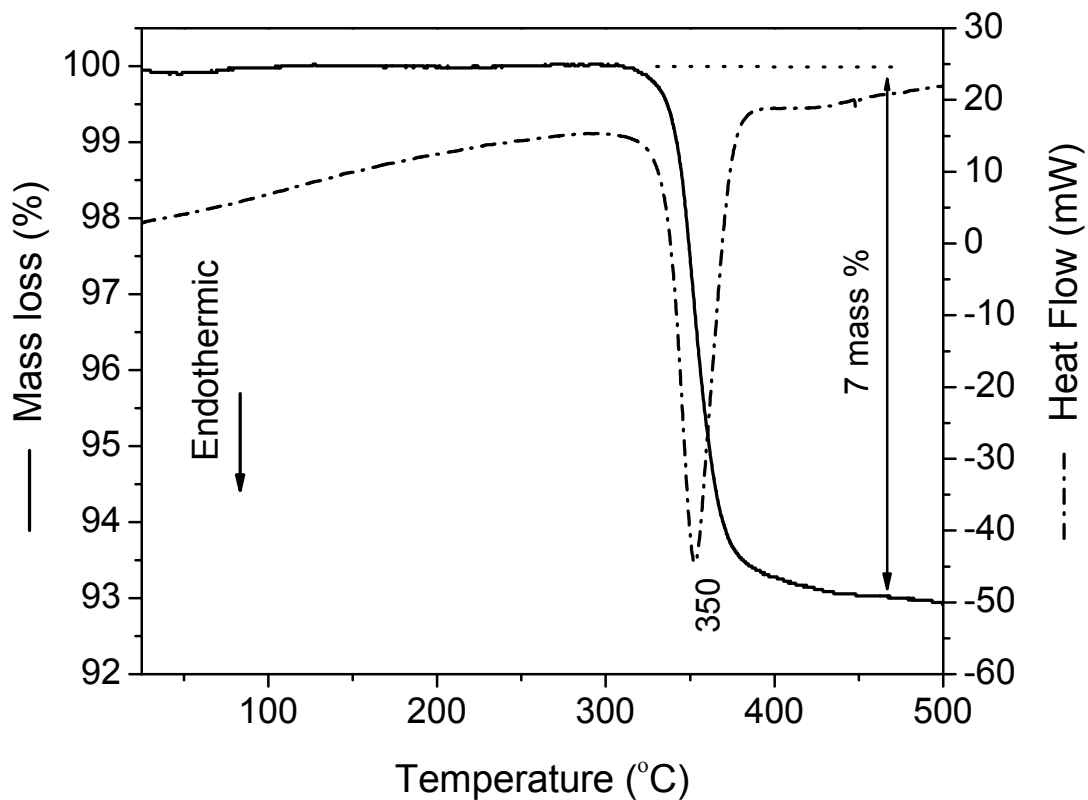


Figure S2. TGA/DSC of H₂-DibutylMg after the first hydrogen cycle. Measurement done with a heating rate of 10 °C.min⁻¹ and under a 25 ml.min⁻¹ Ar flow.

H₂-DibutylMg released 7 mass % of hydrogen in agreement with the hydrogen storage capacity measured during cycling, i.e. 6.8 mass %.

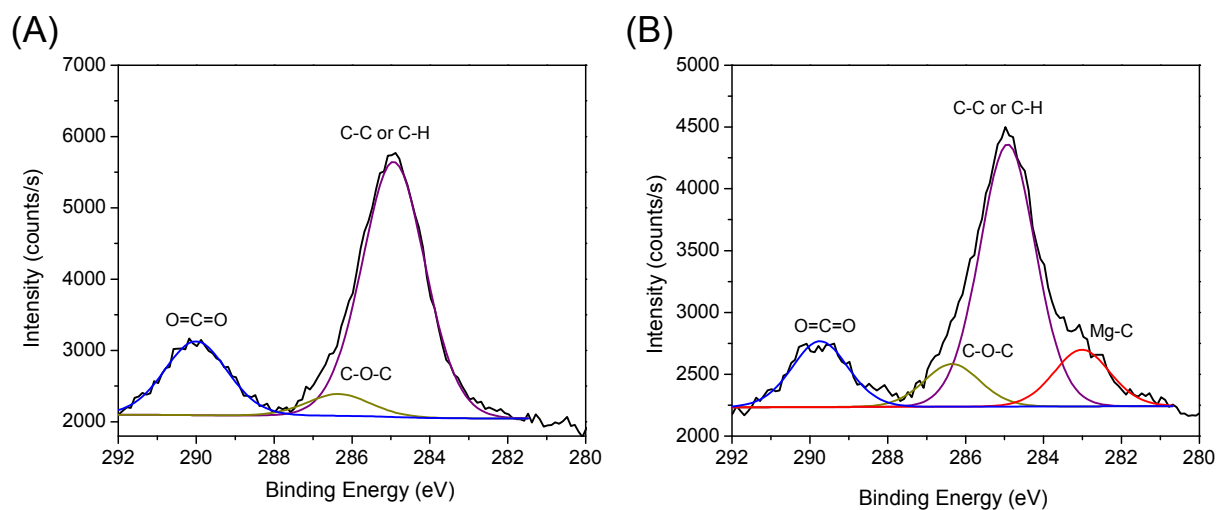


Figure S3. XPS narrow-scan of C1s for H₂-DibutylMg (A) resulting from the hydrogenolysis of di-*n*-butylmagnesium and (B) after the first hydrogen absorption/desorption cycle.

The peak at 289.7 eV was assigned to CO₂ adsorption at the magnesium surface,¹ and the peak at 286.3 eV to C-O-C bond and thus hydrocarbon contamination^{2, 3} (Such hydrocarbon contamination may come from THF vapor to be found in our glove box). The peak at 284.9 eV may correspond to C-C or C-H,^{2, 3} and the peak at 282.5 eV was assigned to Mg-C bond.⁴

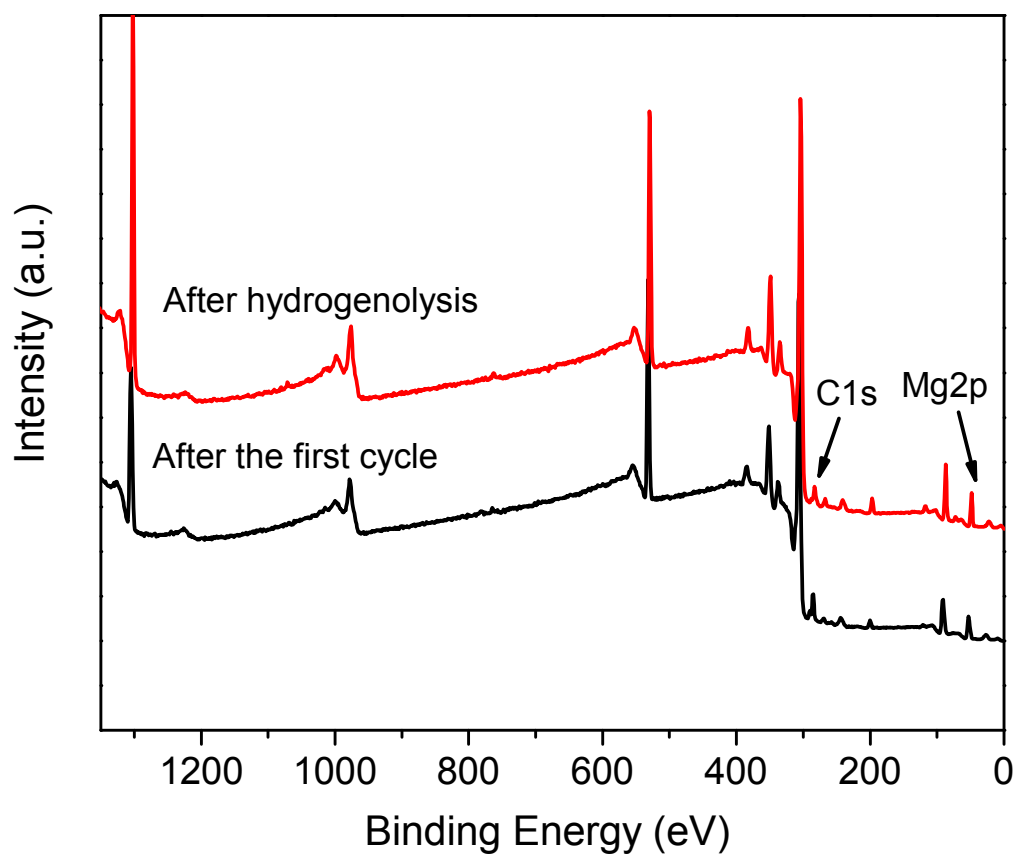


Figure S4. XPS wide-scan for H₂-DibutylMg (A) after hydrogenolysis and (B) after the first hydrogen absorption/desorption cycle.

1. H. Onishi, C. Egawa, T. Aruga and Y. Iwasawa, *Surf. Sci.*, 1987, **191**, 479-491.
2. C. D. Wagner, W. M. Riggs, L. E. Davis and J. F. Moulder, *Handbook of X-Ray Photoelectron Spectroscopy*, Perkin & Elmer Cooperation, 1997.
3. C. Fotea, J. Callaway and M. R. Alexander, *Surf. Interface Anal.*, 2006, **38**, 1363-1371.
4. A. S. Ingason, A. K. Eriksson, E. Lewin, J. Jensen and S. Olafsson, *Thin Solid Films*, 2010, **518**, 4225-4230.