

Electronic Supplementary Information

Bandgap Broadly Tunable GaZnSeAs Alloy Nanowires

Yicheng Wang, Jinyou Xu, Pinyun Ren, Qinglin Zhang, Xiujuan Zhuang, Xiaoli Zhu,

Qiang Wan,* Hong Zhou, Wei Hu, and Anlian Pan*

Key Laboratory for Micro-Nano Physics and Technology of Hunan Province, State Key Laboratory of Chemo/Biosensing and Chemometrics, College of Physics and Microelectronics Science, Hunan University, Changsha (410082), China

E-mail: anlian.pan@hnu.edu.cn, wanqiang@hnu.edu.cn

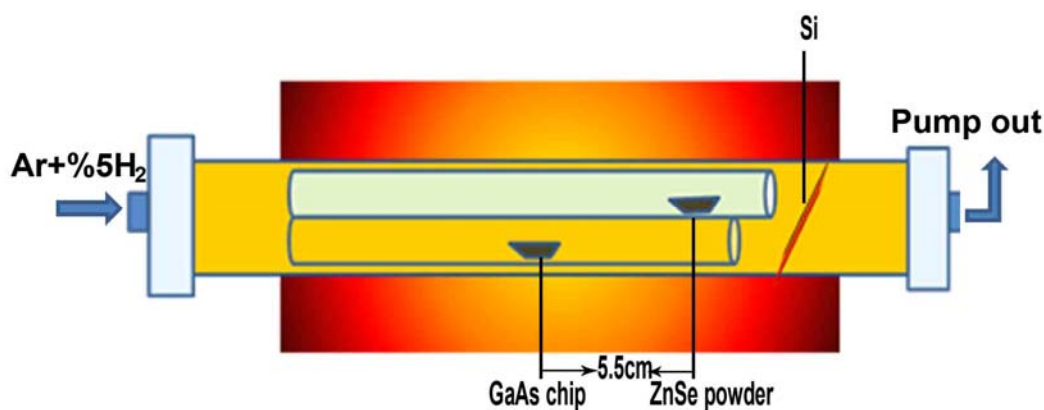


Fig. S1. Experimental installation for the synthesis of GaZnSeAs quaternary alloy nanowires

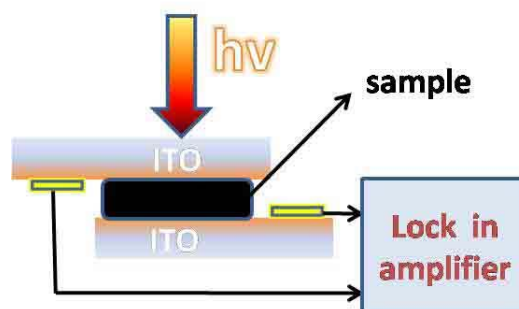


Fig. S2. Schematic illustration of the experimental setup for the SPV measurement.

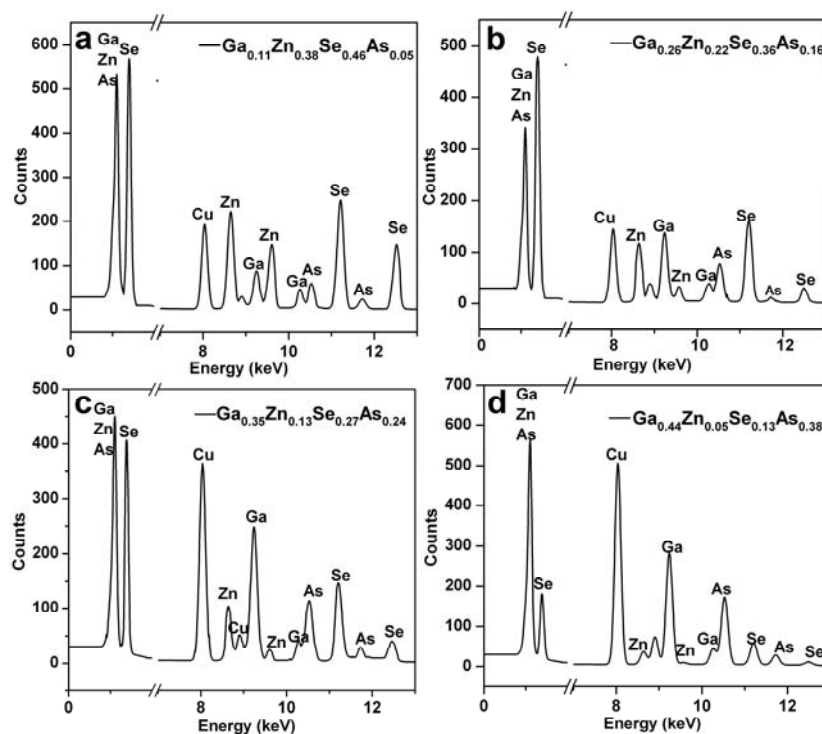


Fig. S3. (a), (b), (c), (d): In-situ energy-dispersive X-ray spectra of quaternary alloy nanowires taken from four typical regions along the length of the sample, and element content determined by TEM-EDX detector.