

# Supplementary information

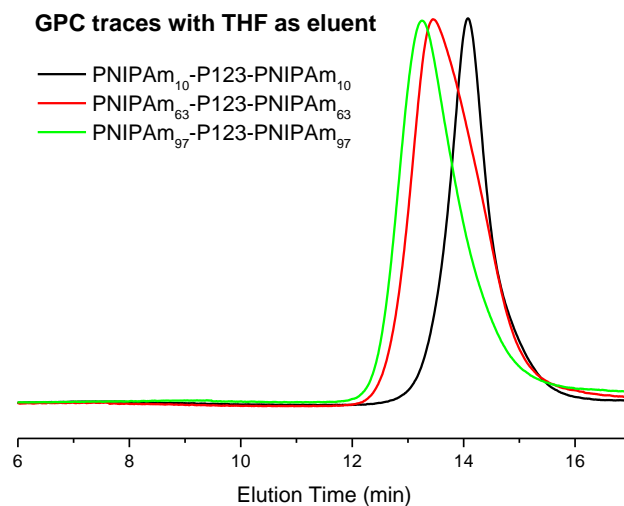
of

## Solution Behaviors and Microstructures of PNIPAm-P123-PNIPAm Pentablock Terpolymers in Dilute and Concentrated Aqueous Solutions

Yanping Lu,<sup>1</sup> Tongquan Chen,<sup>1</sup> Aixiong Mei,<sup>1</sup> Tianyou Chen,<sup>1</sup> Yanwei Ding,<sup>2</sup> Xinghong Zhang,<sup>1</sup> Junting Xu,<sup>1</sup> Zhiqiang Fan,<sup>1</sup> Binyang Du<sup>1\*</sup>

<sup>1</sup>MOE Key Laboratory of Macromolecular Synthesis and Functionalization, Department of Polymer Science & Engineering, Zhejiang University, Hangzhou 310027, China

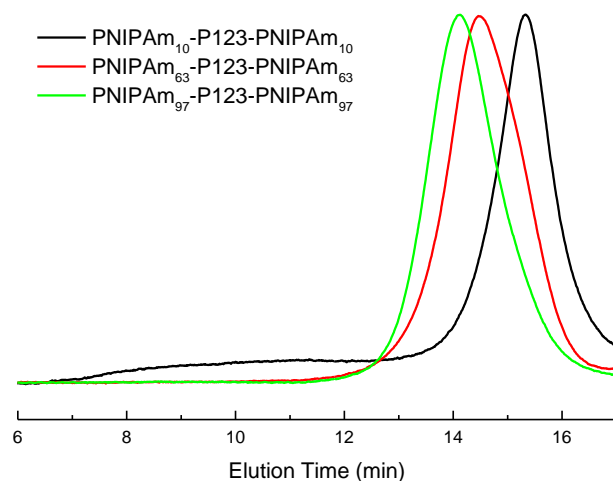
<sup>2</sup>Hefei National Laboratory for Physical Sciences at Microscale, University of Science and Technology of China, Hefei, Anhui, China, 230026.



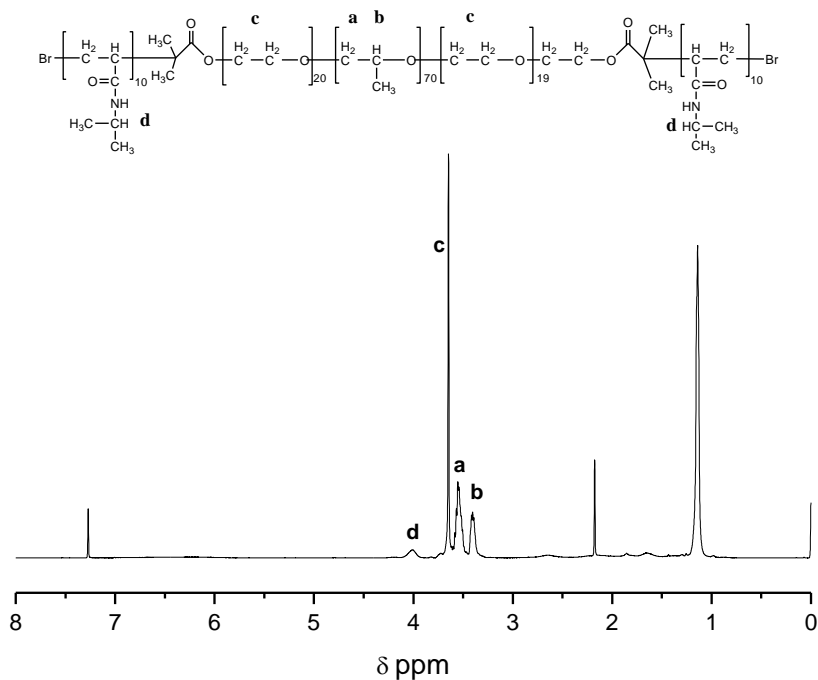
**Figure S1.** GPC traces of PNIPAm<sub>10</sub>-P123-PNIPAm<sub>10</sub>, PNIPAm<sub>63</sub>-P123-PNIPAm<sub>63</sub>, and PNIPAm<sub>97</sub>-P123-PNIPAm<sub>97</sub> pentablock terpolymers with THF as eluent and monodisperse polystyrene as the calibration standard.

\* Corresponding author. E-mail: [duby@zju.edu.cn](mailto:duby@zju.edu.cn)

GPC traces with DMF and 0.05 M LiBr as eluent



**Figure S2.** GPC traces of PNIPAm<sub>10</sub>-P123-PNIPAm<sub>10</sub>, PNIPAm<sub>63</sub>-P123-PNIPAm<sub>63</sub>, and PNIPAm<sub>97</sub>-P123-PNIPAm<sub>97</sub> pentablock terpolymers with DMF and 0.05M LiBr as eluent and monodisperse poly(methyl methacrylate) as the calibration standard.



**Figure S3.** Representative <sup>1</sup>H-NMR spectrum of PNIPAm<sub>10</sub>-P123-PNIPAm<sub>10</sub> pentablock terpolymer.