

Electronic Supplementary Information (ESI)
for
A turn-on fluorescent strategy for cellular glutathione
determination based on the aggregation-induced emission
enhancement of self-assembly copper nanoclusters

Hai-Bo Wang *, An-Li Mao, Tian Gan *, Yan-Ming Liu

College of Chemistry and Chemical Engineering, Institute for Conservation and Utilization of Agro-bioresources in Dabie Mountains, Xinyang Normal University, Xinyang 464000, China

* Corresponding author. Tel.: +86 376 6391172; Fax: +86 376 6391172.

E-mail address: wanghaibohn@163.com (H.-B. Wang), gantianxynu@163.com (T. Gan).

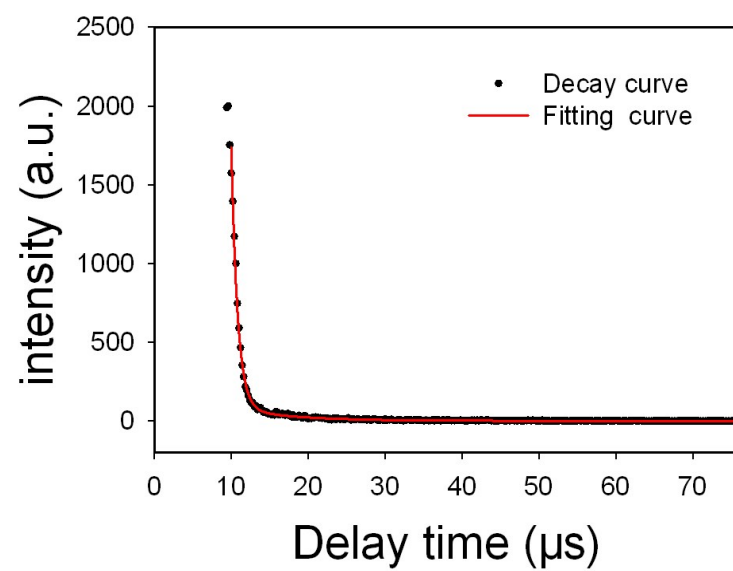


Fig. S1. Time-resolved decay curve of self-assembly CuNCs in water.

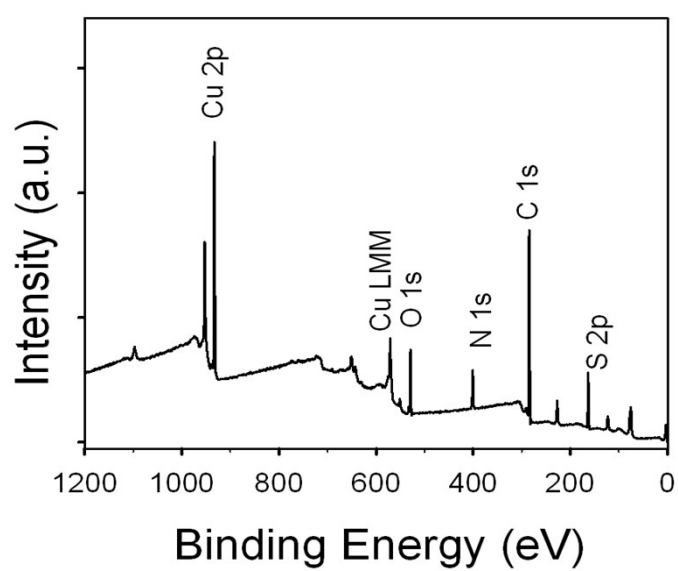


Fig. S2. XPS spectra of self-assembly CuNCs in the presence of GSH.

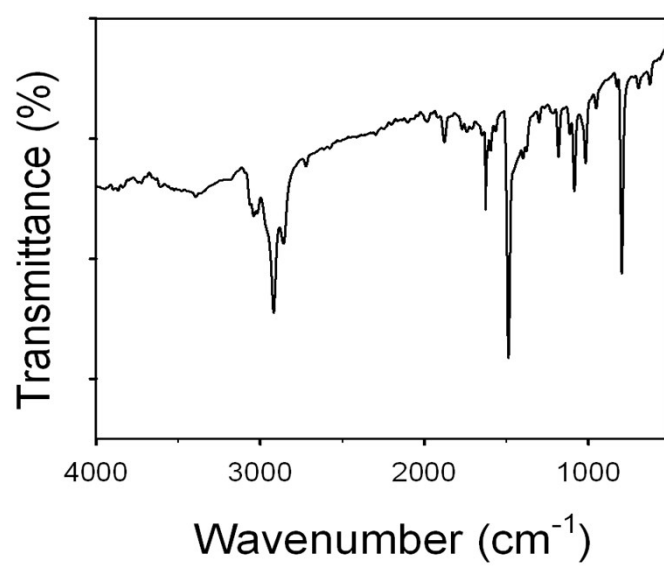


Fig. S3. FT-IR spectra of self-assembly CuNCs in the presence of GSH.