

1 Supplementary material

2 **Analysis of pyrethroids in cereals by HPLC with a deep eutectic solvent-based**
3 **dispersive liquid-liquid microextraction with solidification of floating organic**
4 **droplets**

5

6 Beiqi Wu ^{a, b}, Zhengyan Guo ^b, Xiuting Li ^c, Xin Huang ^b, Chao Teng ^c, Zhenjia Chen
7 ^{c, b}, Xu Jing ^b, Wenting Zhao ^{d, *}

8

9 ^a *Faculty of Veterinary and Agricultural Sciences, The University of Melbourne,*
10 *Parkville, Victoria 3010, Australia*

11 ^b *College of Food Science and Engineering, Shanxi Agricultural University, Taigu,*
12 *Shanxi 030801, P.R. China*

13 ^c *Beijing Advanced Innovation Center for Food Nutrition and Human Health, Beijing*
14 *Technology and Business University, Beijing 100048, P.R. China*

15 ^d *College of Bioscience and Resources Environment, Beijing University of Agriculture,*
16 *Beijing 102206, P.R. China*

17

18 *Corresponding author: Wenting Zhao, College of Bioscience and Resources

19 Environment, Beijing University of Agriculture, Beijing 102206, P.R. China; Tel:

20 +86-010-80727606; E-mail: 20158704@bua.edu.cn

21

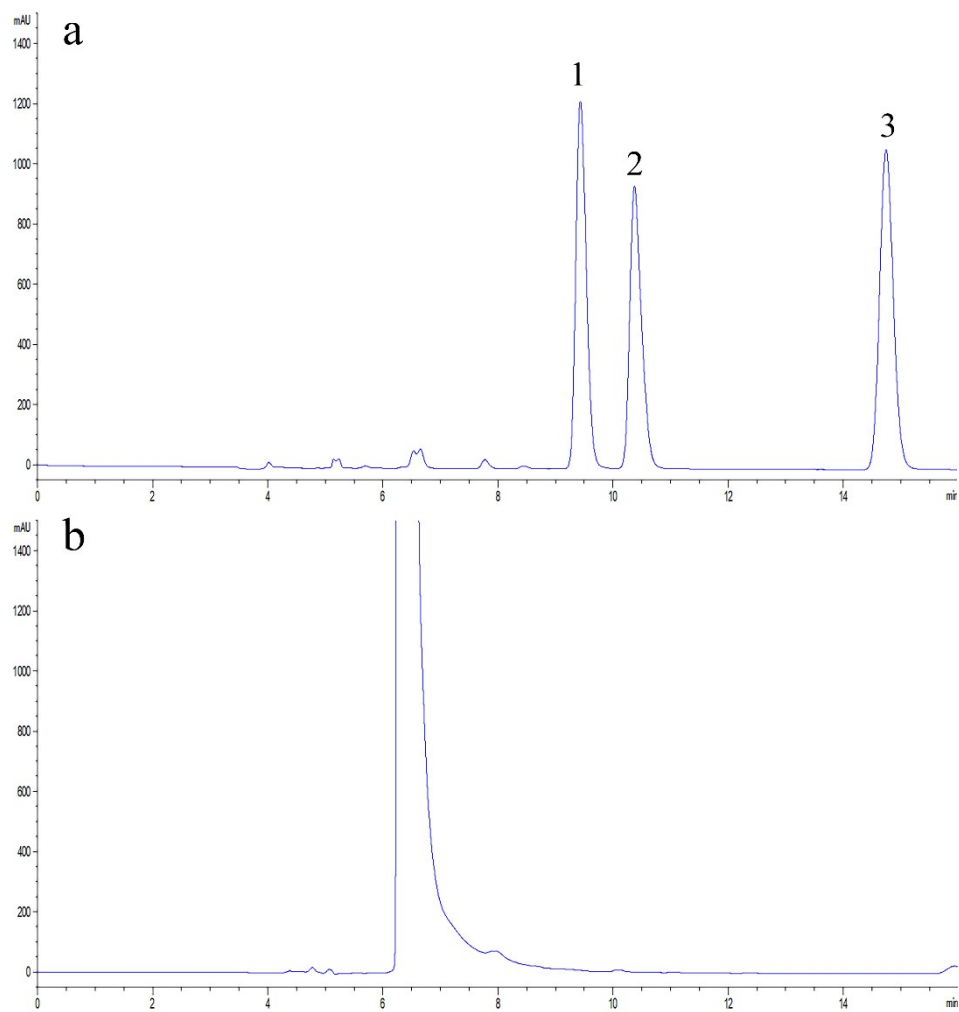
22 Number of pages: 7 Number of figures: 6

24

25

26

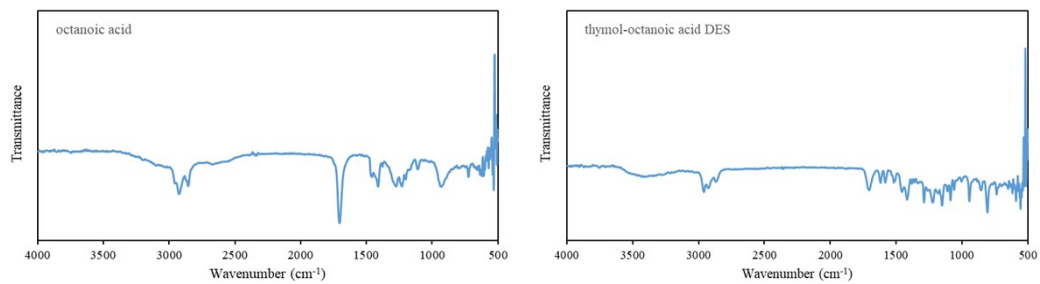
27



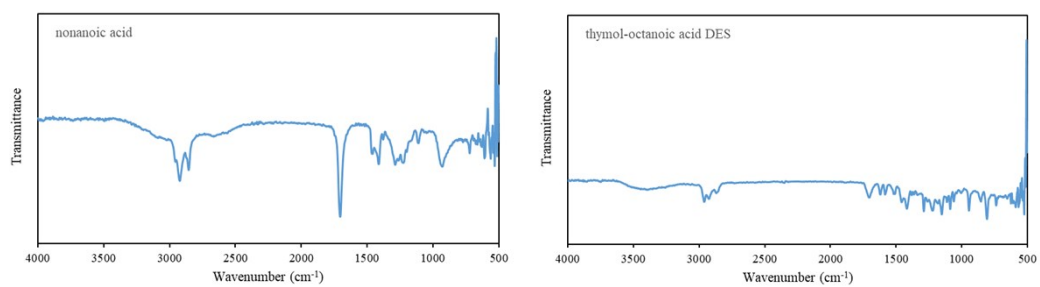
28

29 **Fig. S1.** Chromatograms of pyrethroids (a) and the blank sample after DES-DLLME-
30 SFOD procedure (b). Peaks identification: 1, bifenthrin; 2, β -cypermethrin; 3,
31 deltamethrin.

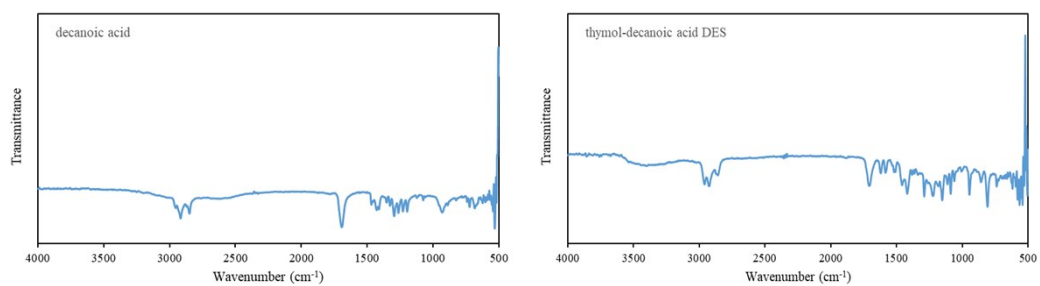
32



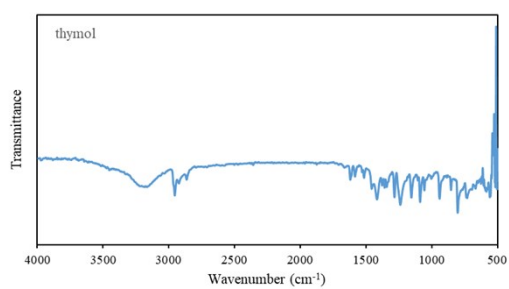
33



34



35

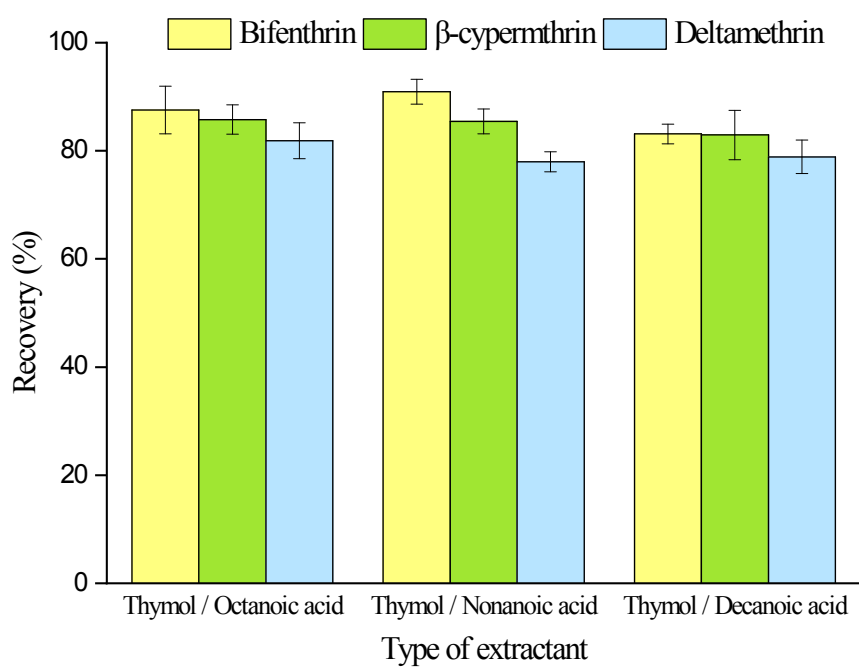


36

37

38 **Fig. S2.** FT-IR spectra of thymol, octanoic acid, nonanoic acid, decanoic acid, and
39 DESs.

40
41
42
43
44



45
46

Fig. S3. Effect of DES type.

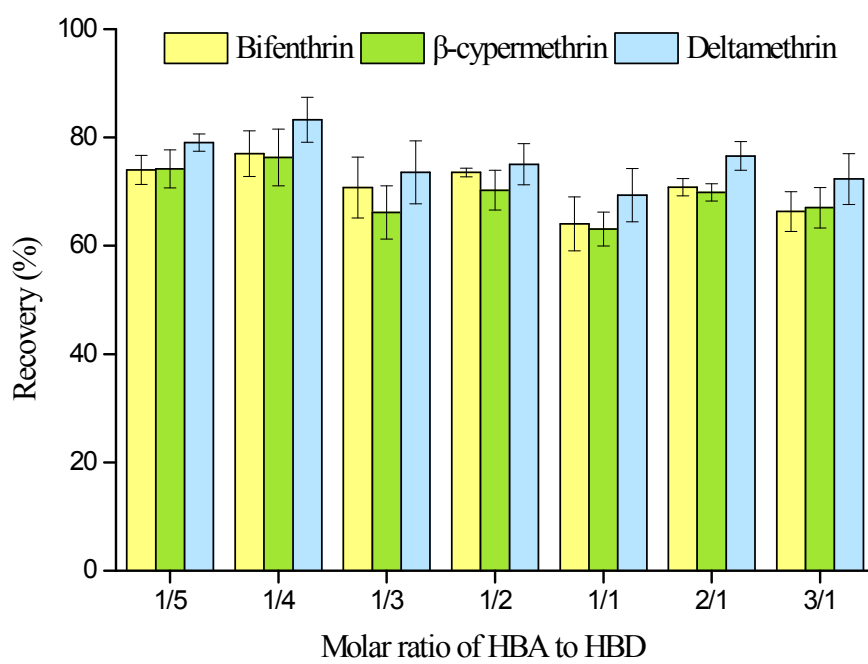
48

49

50

51

52



53

54

Fig. S4. Effect of molar ratio of HBA to HBD.

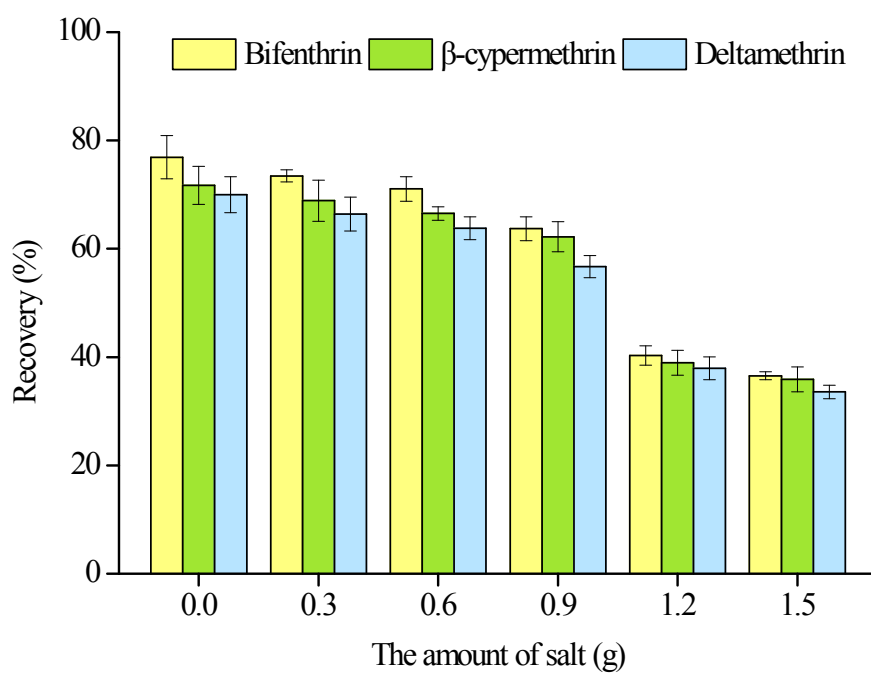
55

56

57

58

59



60

61

Fig. S5. Effect of salt addition.

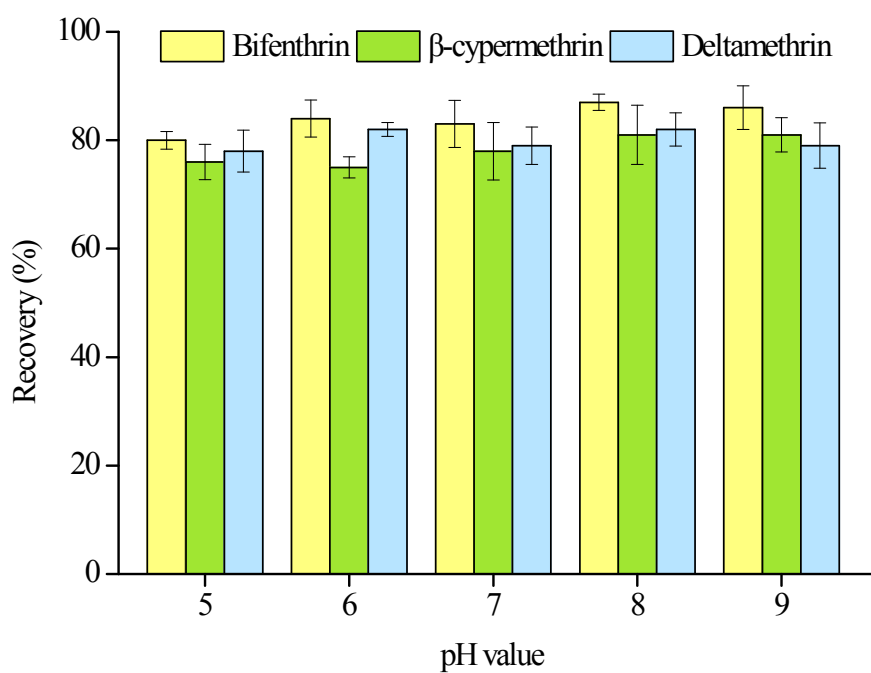
63

64

65

66

67



68

69

Fig. S6. Effect of pH value.