

Supporting Information for

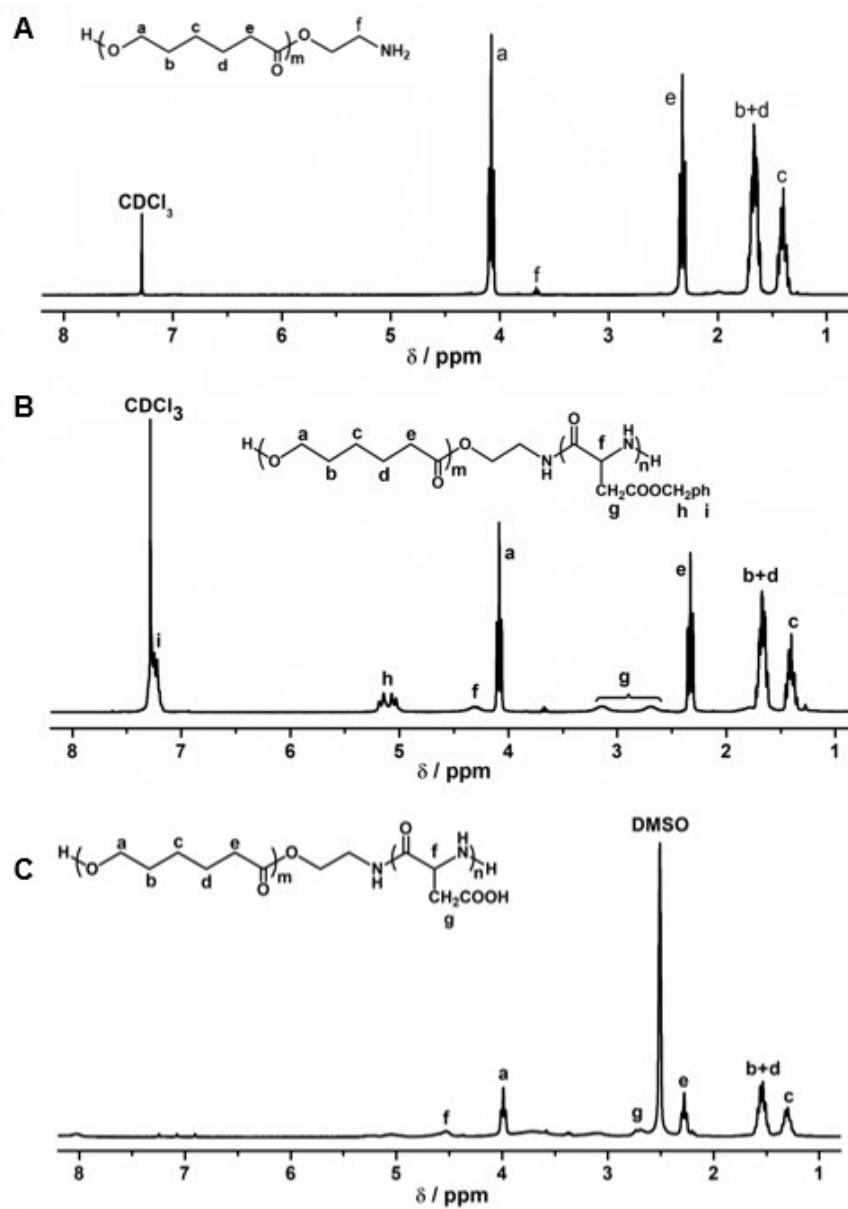
**Silver-Decorated, Light-Activatable Polymeric  
Antimicrobials for Combined Chemo-Photodynamic  
Therapy of Drug-Resistant Bacterial Infection**

*Xiaoxue Hou*‡, *Lijun Yang*‡, *Jinjian Liu*, *Yumin Zhang*, *Liping Chu*, *Chunyan Ren*, *Fan Huang*\*, and *Jianfeng Liu*\*

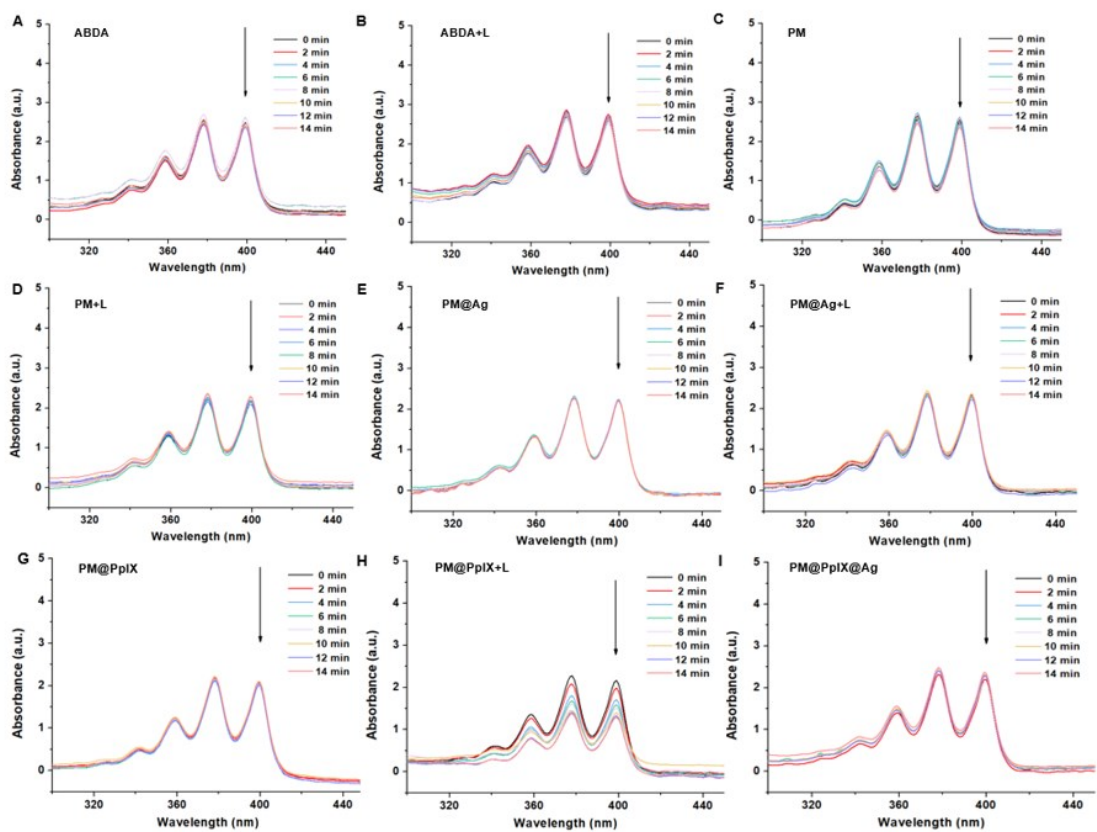
Tianjin Key Laboratory of Radiation Medicine and Molecular Nuclear Medicine,  
Institute of Radiation Medicine, Chinese Academy of Medical Science & Peking  
Union Medical College, Tianjin 300192, P. R. China

\*Corresponding author: Prof. Fan Huang, E-mail address: [huangfan@irm-cams.ac.cn](mailto:huangfan@irm-cams.ac.cn);

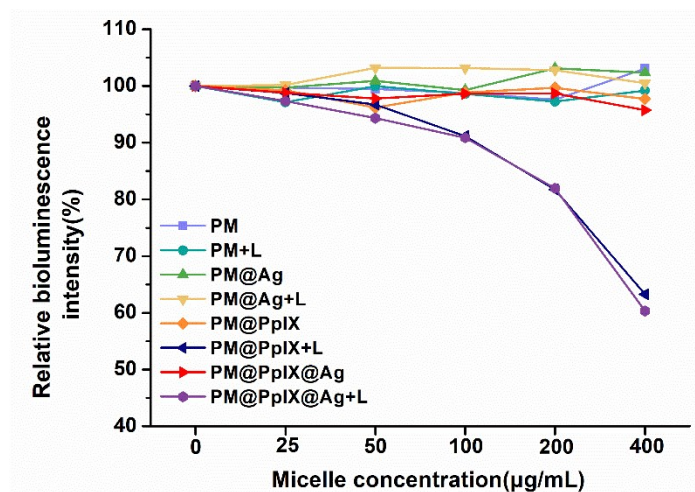
Prof. Jianfeng Liu, E-mail address: [liujianfeng@irm-cams.ac.cn](mailto:liujianfeng@irm-cams.ac.cn)



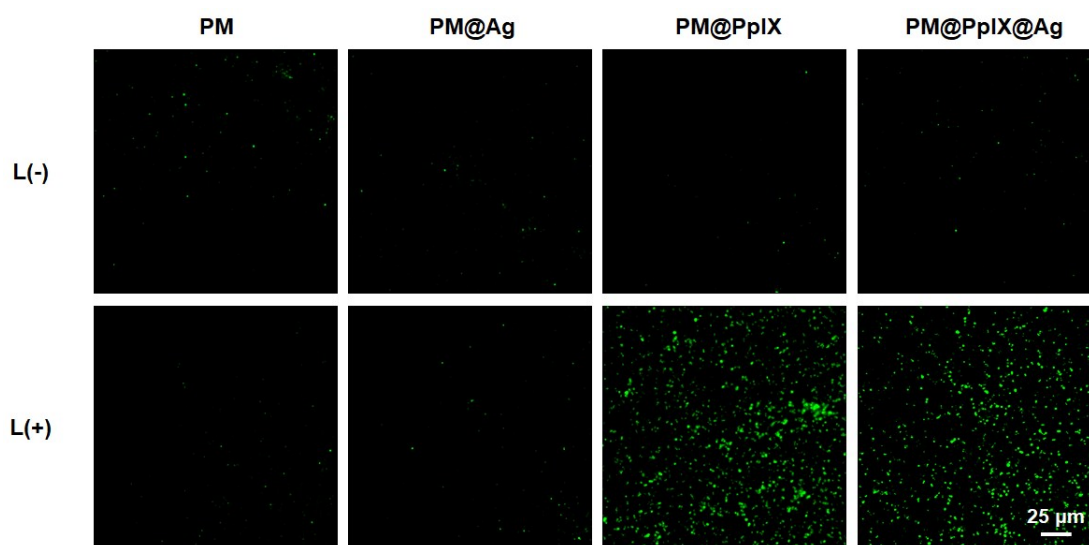
**Fig. S1**  $^1\text{H}$  NMR spectra of (A) PCL-NHBoc, (B) PCL-NH<sub>2</sub>, (C) PCL-*b*-PAsp.



**Fig. S2** UV–VIS absorption spectra of ABDA detected the ROS production from ABDA(A), ABDA+L(B), PM(C), PM+L(D), PM@Ag(E), PM@Ag+L(F), PM@PpIX(G), PM@PpIX+L(H), PM@PpIX@Ag(I) for different times.



**Fig. S3** Relative absorption intensities of four kinds of micelles at different concentrations with or without laser irradiation for 14 min.



**Fig. S4** Intracellular ROS detection in bacteria after incubation with different micelles and light exposure using DCFH-DA as the indicator.

**Table S1.** the silver content of PM@Ag and PM@PpIX@Ag.

<b>sample</b>	<b>the content of Ag per mg micelles(<math>\mu\text{g}</math>)</b>
<b>PM@Ag</b>	<b>52.2</b>
<b>PM@PpIX@Ag</b>	<b>58</b>

**Table S2.** the silver content in bacteria after incubation of PM@PpIX@Ag or PM@Ag micelles.

<b>sample</b>	<b>the content of Ag per <math>10^8</math> bacteria(<math>\mu\text{g}</math>)</b>
<b>PM@Ag</b>	<b>1.8023</b>
<b>PM@PpIX@Ag</b>	<b>1.8997</b>

**Table S3.** the silver content in infected wound after different days treatment with PM@PpIX@Ag+Laser.

<b>different days treatment with PM@PpIX@Ag+Laser</b>	<b>the content of Ag in infected wound (<math>\mu\text{g}</math>)</b>
<b>5</b>	<b>6.36</b>
<b>10</b>	<b>0.64</b>