

Supporting information

Eq(S1)- Eq(S5)

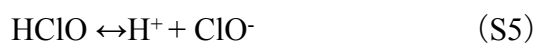


Table Captions

Table S1. The water characteristics of three lakes

Table S1. The water characteristics of three lakes

Items	H ₂ S (mg/L)	pH	Turbidity (NTU)	DOC (mg/L)	Ammonia (mg/L)	Nitrite (mg/L)	Nitrate (mg/L)	TN (mg/L)	DON (mg/L)
A	0	7.7	3.5	4.68	0.11	0.005	0.23	0.91	0.565
B	0	8.2	16.1	3.58	0.07	0.001	0.97	1.24	0.199
C	0	7.5	5.9	5.15	0.22	0.073	1.21	1.902	0.399

Figure Captions

Fig. S1 Sulfide species distribution diagram

Fig. S2 HClO species distribution diagram

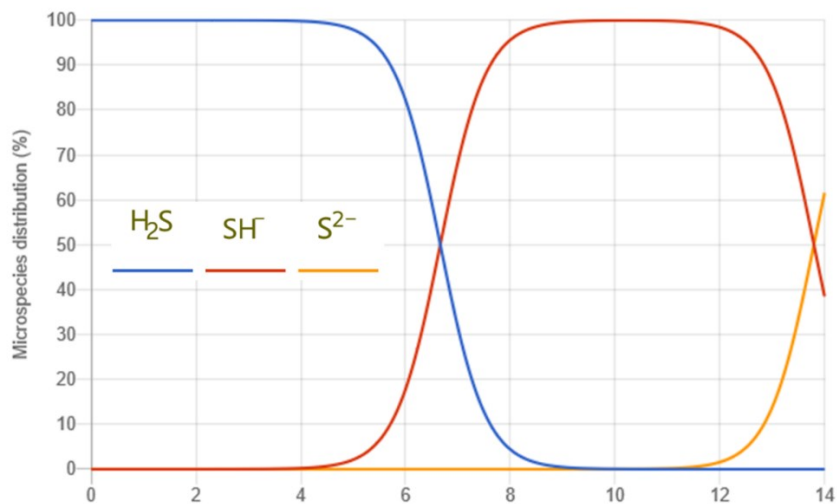


Fig. S1 Sulfide species distribution diagram

Note: <https://chemicalize.com/app/calculation/sulfide>

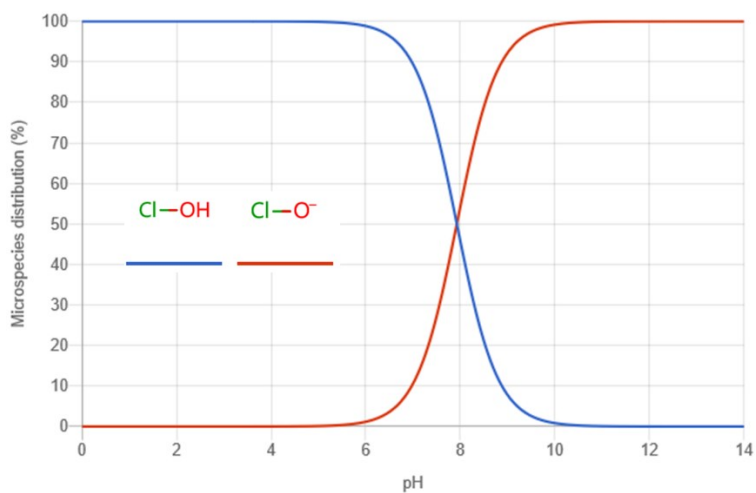


Fig.S2 HClO species distribution diagram

Note: <https://chemicalize.com/app/calculation/HClO>