

## Electronic supplementary information

### Highly efficient bioconversion of flavonoid glycosides from citrus- processing wastes in solvent-buffer systems

Yucong Zou,<sup>a</sup> Xuan Xin<sup>a</sup>, Haixia Xu<sup>a</sup>, Hongwei Yuan,<sup>a</sup> Xiaofeng Li,<sup>\*</sup> Yigang Yu, Guanglei Zhao<sup>\*\*</sup>

a. College of Food Science and Engineering, South China University of Technology, Wushan Road 381, Guangzhou, Guangdong, 510640, China

b. State Key Laboratory of Pulp and Paper Engineering, South China University of Technology, Wushan Road 381, Guangzhou, Guangdong, 510640, China

Corresponding authors:

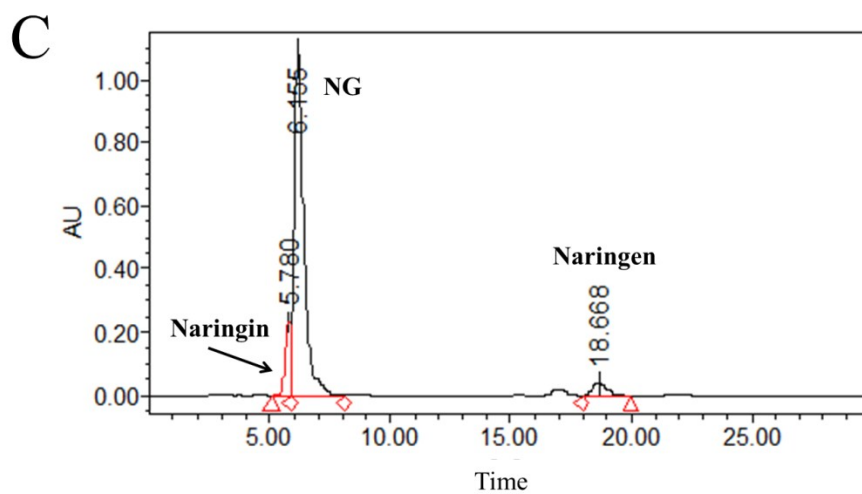
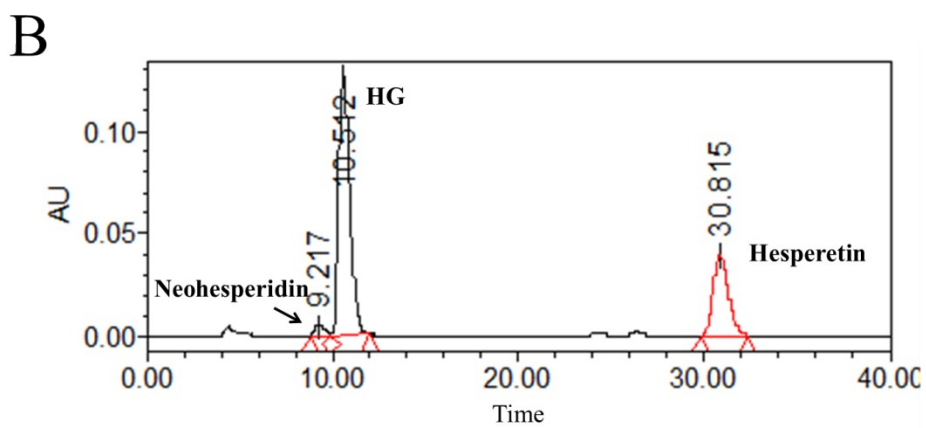
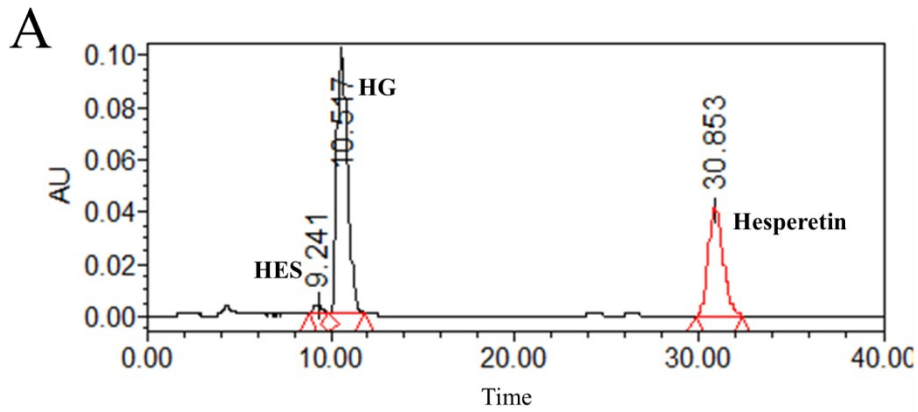
\*Dr. Xiaofeng Li, School of Food Sciences and Engineering, South China University of Technology, Wushan Road 381, Guangzhou, Guangdong, China

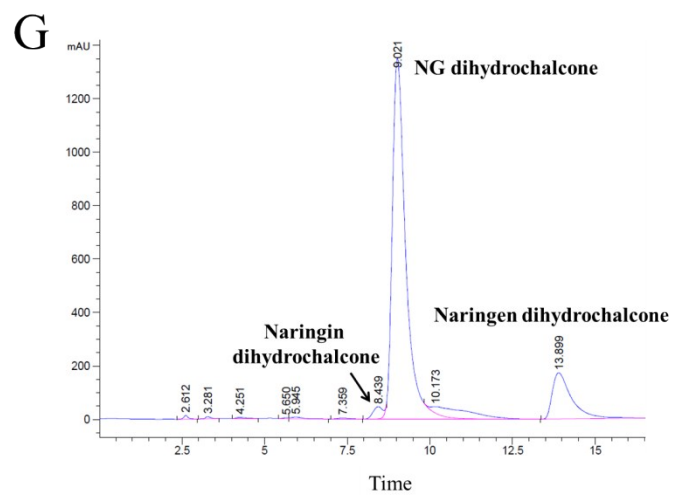
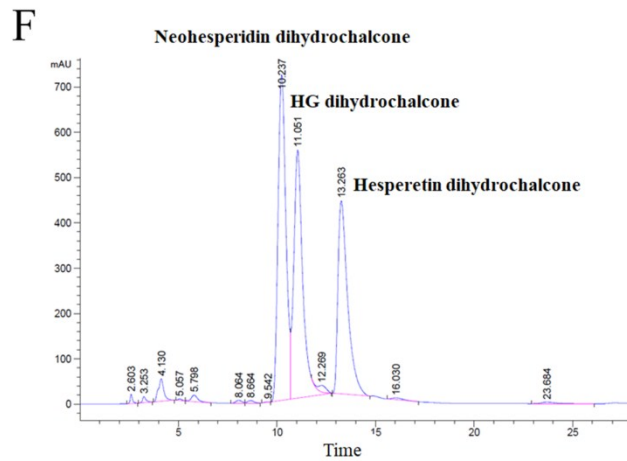
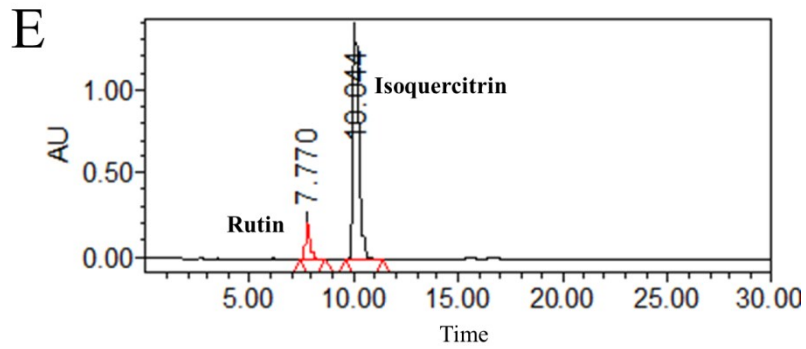
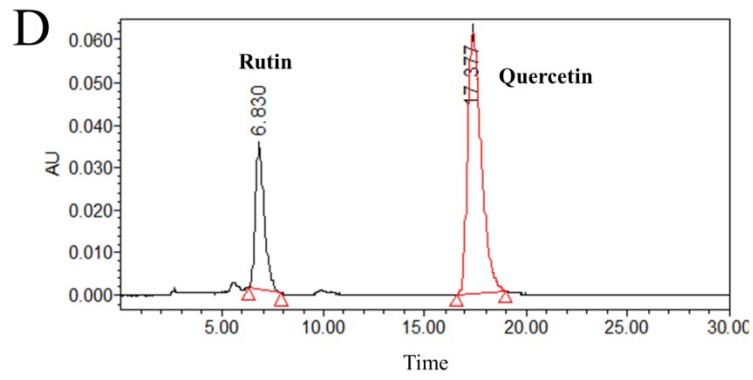
Tel: (+86)20-22236819; E-mail: [xflibio@scut.edu.cn](mailto:xflibio@scut.edu.cn) ; Fax: (+86)20-87112853

\*Dr. Guanglei Zhao, State Key Laboratory of Pulp and Paper Engineering, South China University of Technology, Wushan Road 381, Guangzhou, Guangdong, China

Tel: (+86)20-87111770; E-mail: [glzhao@scut.edu.cn](mailto:glzhao@scut.edu.cn); Fax: (+86)20-87111770

**Fig. S1** HPLC of (A) hesperidin hydrolysis, (B) neohesperidin hydrolysis, (C) naringin hydrolysis, (D) (E) rutin hydrolysis, (F) neohesperidin dihydrochalcone hydrolysis and (G) naringin dihydrochalcone hydrolysis.





**Fig. S2** LC-MS of (A) hesperidin hydrolysis, (B) neohesperidin hydrolysis and (C) naringin hydrolysis.

