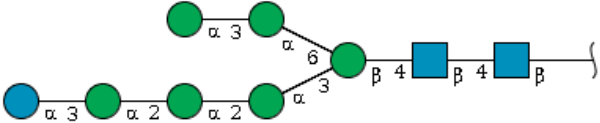
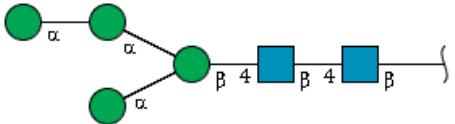
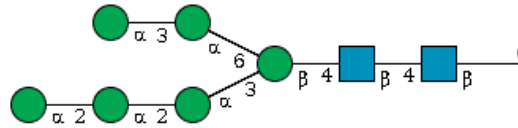


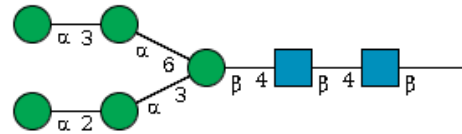
Supplementary Table 1: List of N and O-linked *Leishmania sp.* glycoproteins reported in the GlyConnect database (<https://glyconnect.expasy.org>). Proteins, glycosylation sites, glycan compositions, glycan structures and the reference papers are reported. <sup>a</sup>ND: not detected

<i>Leishmania</i> species	Proteins (sites) <sup>a</sup>	Glycan compositions	Glycan structures	References
<i>Leishmania amazonensis</i>	Leishmanolysin, Q27673 (ND)	-Hex:7 HexNAc:2 (avg mass : 1559.4021 )	-N-Linked / High-Mannose / Glc(a1-3)Man(a1-2)Man(a1-2)Man(a1-3)[Man(a1-3)Man(a1-6)]Man(b1-4)GlcNAc(b1-4)GlcNAc 	105
		-Hex:4 HexNAc:2 (avg mass : 1072.9749 )	-N-Linked / High-Mannose / Man(a1-?)Man(a1-?)Man(a1-?)Man(b1-4)GlcNAc(b1-4)GlcNAc 	
		-Hex:6 HexNAc:2 (avg mass : 1397.2597 )	-N-Linked / High-Mannose / Man(a1-2)Man(a1-2)Man(a1-3)[Man(a1-3)Man(a1-6)]Man(b1-4)GlcNAc(b1-4)GlcNAc	



-Hex:5 HexNAc:2  
(avg mass :  
1235.1173 )

-N-Linked / High-Mannose / Man(a1-2)Man(a1-3)[Man(a1-3)Man(a1-6)]Man(b1-4)GlcNAc(b1-4)GlcNAc



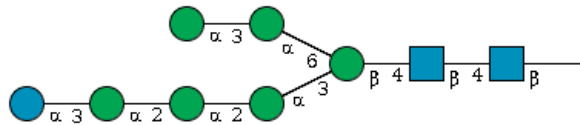
*Leishmania donovani*

Leishmanolysin P23223 (ND)

-Hex:7 HexNAc:2  
(avg mass :  
1559.4021 )

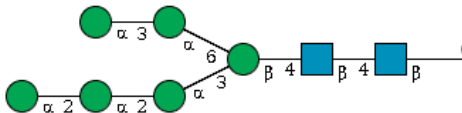
-N-Linked / High-Mannose / Glc(a1-3)Man(a1-2)Man(a1-2)Man(a1-3)[Man(a1-3)Man(a1-6)]Man(b1-4)GlcNAc(b1-4)GlcNAc

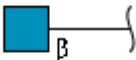
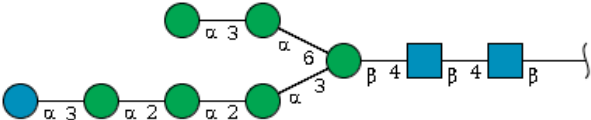
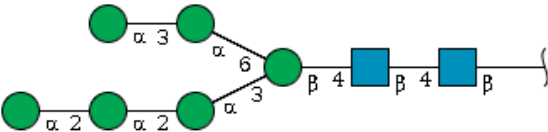
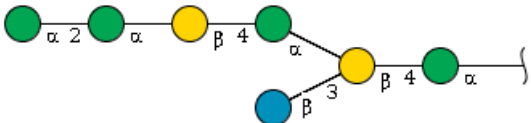
105

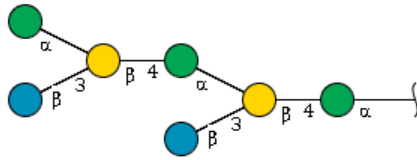


-Hex:6 HexNAc:2  
(avg mass :  
1397.2597 )

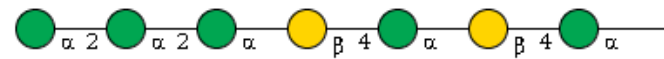
-N-Linked / High-Mannose / Man(a1-2)Man(a1-2)Man(a1-3)[Man(a1-3)Man(a1-6)]Man(b1-4)GlcNAc(b1-4)GlcNAc



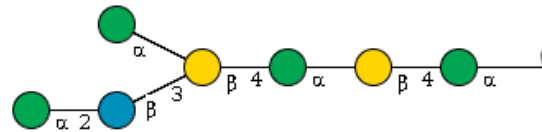
<i>Leishmania major</i>	Gp96/92 (ND) Leishmanolysin P08148 (ND)	-HexNAc:1 (avg mass : 221.2103 )	-N-Linked/O-Linked / Truncated If N-Linked / GlcNAc	87,105
				
		-Hex:7 HexNAc:2 (avg mass : 1559.4021 )	-N-Linked / High-Mannose / Glc(a1-3)Man(a1-2)Man(a1-2)Man(a1-3)[Man(a1-3)Man(a1-6)]Man(b1-4)GlcNAc(b1-4)GlcNAc	
				
		-Hex:6 HexNAc:2 (avg mass : 1397.2597 )	-N-Linked / High-Mannose / Man(a1-2)Man(a1-2)Man(a1-3)[Man(a1-3)Man(a1-6)]Man(b1-4)GlcNAc(b1-4)GlcNAc	
				
<i>Leishmania mexicana</i>	Acid phosphatase (sap) Q25336 (ND)  Leishmanolysin c1 P43150 (ND)	-Hex:7 Ph:3 (avg mass : 1392.951)	-O-Linked / No-core / Man(a1-2)Man(a1-P-6)Gal(b1-4)Man(a1-P-6)[Glc(b1-3)]Gal(b1-4)Man(a1-P)	47,105
				
			-O-Linked / No-core / Glc(b1-3)[Man(a1-P-6)]Gal(b1-4)Man(a1-P-6)[Glc(b1-3)]Gal(b1-4)Man(a1-P)	



-O-Linked / No-core / Man(a1-2)Man(a1-2)Man(a1-P-6)Gal(b1-4)Man(a1-P-6)Gal(b1-4)Man(a1-P)

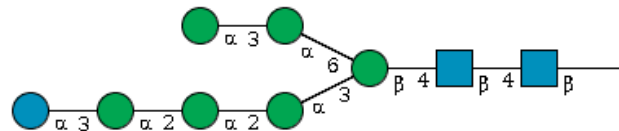


- O-Linked / No-core / Man(a1-2)Glc(b1-3)[Man(a1-P-6)]Gal(b1-4)Man(a1-P-6)Gal(b1-4)Man(a1-P)



-Hex:7 HexNAc:2  
(avg mass :  
1559.4021)

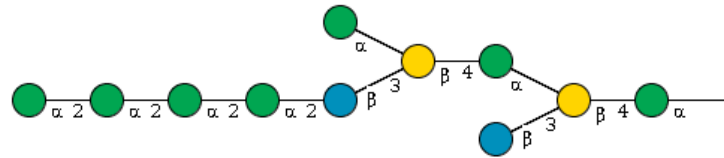
-N-Linked / High-Mannose / Glc(a1-3)Man(a1-2)Man(a1-2)Man(a1-3)[Man(a1-3)Man(a1-6)]Man(b1-4)GlcNAc(b1-4)GlcNAc



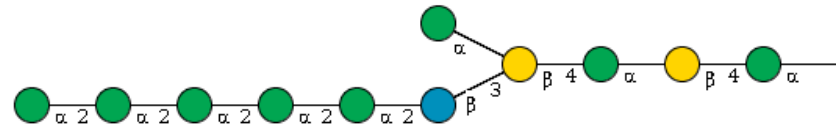
---

-Hex:11 Ph:3 (avg  
mass : 2041.5214)

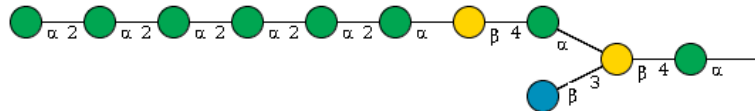
- O-Linked / No-core / Man(a1-2)Man(a1-2)Man(a1-2)Man(a1-2)Glc(b1-3)[Man(a1-P-6)]Gal(b1-4)Man(a1-P-6)[Glc(b1-3)]Gal(b1-4)Man(a1-P)



- O-Linked / No-core / Man(a1-2)Man(a1-2)Man(a1-2)Man(a1-2)Man(a1-2)Glc(b1-3)[Man(a1-P-6)]Gal(b1-4)Man(a1-P-6)Gal(b1-4)Man(a1-P)

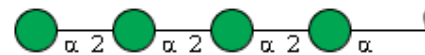


- O-Linked / No-core / Man(a1-2)Man(a1-2)Man(a1-2)Man(a1-2)Man(a1-2)Man(a1-P-6)Gal(b1-4)Man(a1-P-6)[Glc(b1-3)]Gal(b1-4)Man(a1-P)



-Hex:4 Ph:1 (avg  
mass : 746.5648 )

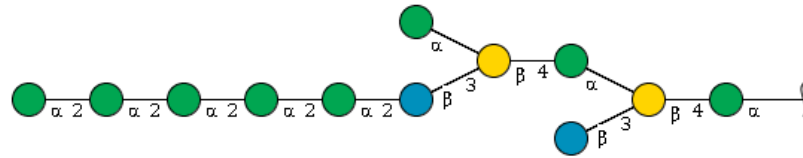
-O-Linked / No-core / Man(a1-2)Man(a1-2)Man(a1-2)Man(a1-P)



---

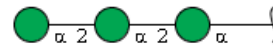
-Hex:12 Ph:3 (avg  
mass : 2203.6638)

- O-Linked / No-core / Man(a1-2)Man(a1-2)Man(a1-2)Man(a1-2)Man(a1-2)Glc(b1-3)[Man(a1-P-6)]Gal(b1-4)Man(a1-P-6)[Glc(b1-3)]Gal(b1-4)Man(a1-P)



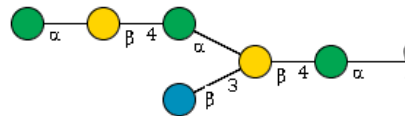
-Hex:3 Ph:1 (avg  
mass : 584.4224 )

- O-Linked / No-core / Man(a1-2)Man(a1-2)Man(a1-P)

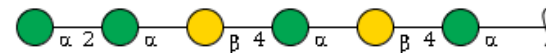


-Hex:6 Ph:3 (avg  
mass : 1230.8094)

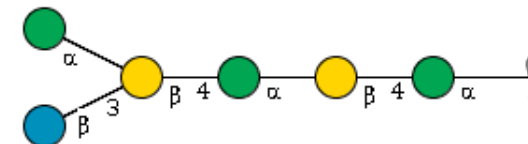
-O-Linked / No-core / Man(a1-P-6)Gal(b1-4)Man(a1-P-6)[Glc(b1-3)]Gal(b1-4)Man(a1-P)



- O-Linked / No-core / Man(a1-2)Man(a1-P-6)Gal(b1-4)Man(a1-P-6)Gal(b1-4)Man(a1-P)



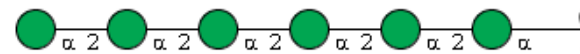
- O-Linked / No-core / Glc(b1-3)[Man(a1-P-6)]Gal(b1-4)Man(a1-P-6)Gal(b1-4)Man(a1-P)



---

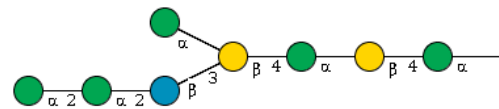
-Hex:6 Ph:1 (avg  
mass : 1070.8496)

-O-Linked / No-core / Man(a1-2)Man(a1-2)Man(a1-2)Man(a1-2)Man(a1-2)Man(a1-P)

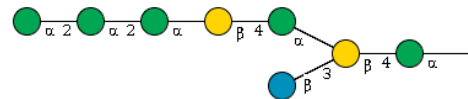


-Hex:8 Ph:3 (avg  
mass : 1555.0942)

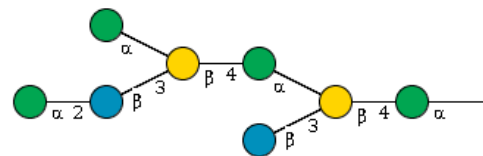
-O-Linked / No-core / Man(a1-2)Man(a1-2)Glc(b1-3)[Man(a1-P-6)]Gal(b1-4)Man(a1-P-6)Gal(b1-4)Man(a1-P)



-O-Linked / No-core / Man(a1-2)Man(a1-2)Man(a1-P-6)Gal(b1-4)Man(a1-P-6)[Glc(b1-3)]Gal(b1-4)Man(a1-P)



- O-Linked / No-core / Man(a1-2)Glc(b1-3)[Man(a1-P-6)]Gal(b1-4)Man(a1-P-6)[Glc(b1-3)]Gal(b1-4)Man(a1-P)



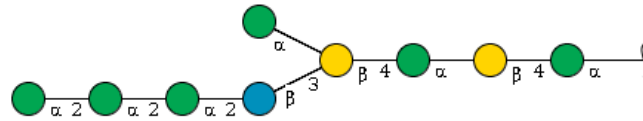
- O-Linked / No-core / Man(a1-2)Man(a1-2)Man(a1-2)Man(a1-P-6)Gal(b1-4)Man(a1-P-6)Gal(b1-4)Man(a1-P)



---

-Hex:9 Ph:3 (avg  
mass : 1717.2366 )

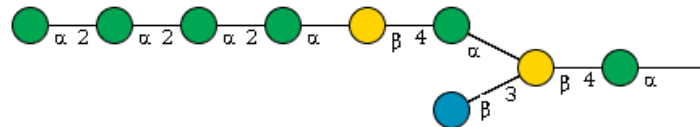
- O-Linked / No-core / Man(a1-2)Man(a1-2)Man(a1-2)Glc(b1-3)[Man(a1-P-6)]Gal(b1-4)Man(a1-P-6)Gal(b1-4)Man(a1-P)



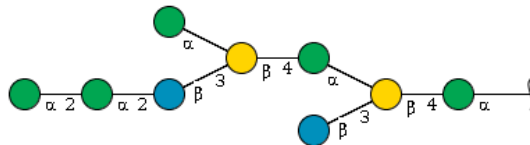
-O-Linked / No-core / Man(a1-2)Man(a1-2)Man(a1-2)Man(a1-2)Man(a1-P-6)Gal(b1-4)Man(a1-P-6)Gal(b1-4)Man(a1-P)



-O-Linked / No-core / Man(a1-2)Man(a1-2)Man(a1-2)Man(a1-P-6)Gal(b1-4)Man(a1-P-6)[Glc(b1-3)]Gal(b1-4)Man(a1-P)



- O-Linked / No-core / Man(a1-2)Man(a1-2)Glc(b1-3)[Man(a1-P-6)]Gal(b1-4)Man(a1-P-6)[Glc(b1-3)]Gal(b1-4)Man(a1-P)

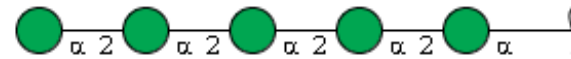




---

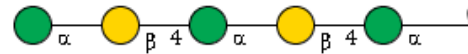
-Hex:5 Ph:1 (avg  
mass : 908.7072 )

- O-Linked / No-core / Man(a1-2)Man(a1-2)Man(a1-2)Man(a1-2)Man(a1-P)



-Hex:5 Ph:3 (avg  
mass : 1068.667 )

-O-Linked / No-core / Man(a1-P-6)Gal(b1-4)Man(a1-P-6)Gal(b1-4)Man(a1-P)



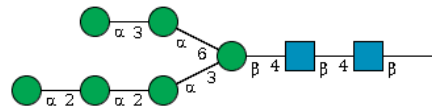
-Hex:1 Ph:1 (avg  
mass : 260.1376 )

-O-Linked / No-core / Man(a1-P)



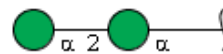
-Hex:6 HexNAc:2  
(avg mass :  
1397.2597 )

N-Linked / High-Mannose / Man(a1-2)Man(a1-2)Man(a1-3)[Man(a1-3)Man(a1-6)]Man(b1-4)GlcNAc(b1-4)GlcNAc



-Hex:2 Ph:1 (avg  
mass : 422.28 )

-O-Linked / No-core / Man(a1-2)Man(a1-P)





---

-Hex:6 HexNAc:2  
(avg mass :  
1397.2597 )

-N-Linked / High-Mannose / Man(a1-2)Man(a1-2)Man(a1-3)[Man(a1-3)Man(a1-6)]Man(b1-4)GlcNAc(b1-4)GlcNAc

