

Electronic Supplementary Information for

**Mesoporous Pt@PtM (M = Co, Ni) cage-bell nanostructure toward methanol
electro-oxidation**

Shuli Yin, Ziqiang Wang,* Chunjie Li, Hongjie Yu, Kai Deng, You Xu, Xiaonian Li,

Liang Wang* and Hongjing Wang*

State Key Laboratory Breeding Base of Green-Chemical Synthesis Technology, College of
Chemical Engineering, Zhejiang University of Technology, Hangzhou 310014, P. R. China.

Corresponding authors' E-mails: zqwang@zjut.edu.cn; wangliang@zjut.edu.cn; hjw@zjut.edu.cn




Fig. S1 TEM image of Pt@SiO₂ nanoparticles.




Fig. S2 TEM image of Pt@SiO₂@mPtCo nanoparticles.

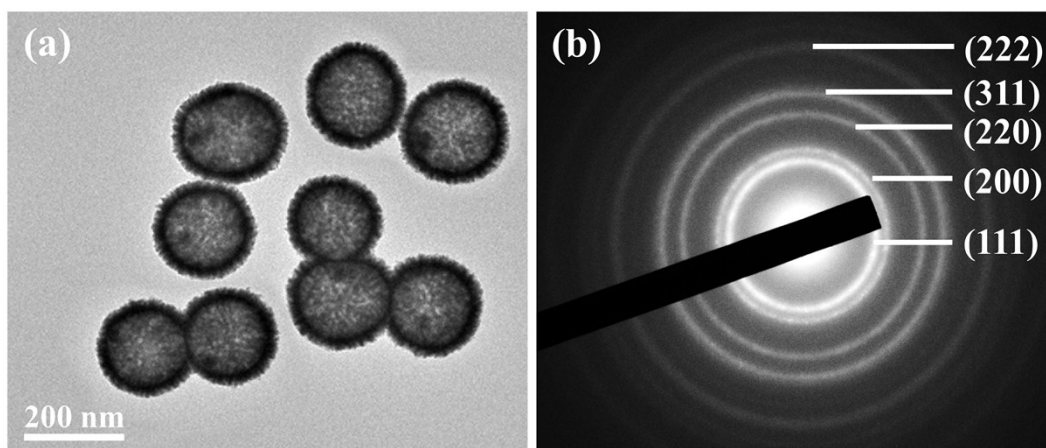


Fig. S3 (a) TEM image and (b) SAED pattern of the Pt@mPtCo CBs.




Fig. S4 SEM image of the mPtCo NCs.




Fig. S5 (a, b) SEM images of Pt@mPtNi CBs. (c) TEM image of a single Pt@mPtNi CB. (d) HRTEM image of the Pt@mPtNi CBs. (e) Fourier-filtered lattice fringe image and (f) the corresponding FFT pattern.




Fig. S6 (a) TEM image and (b) corresponding SAED pattern of the Pt@mPtNi CBs.

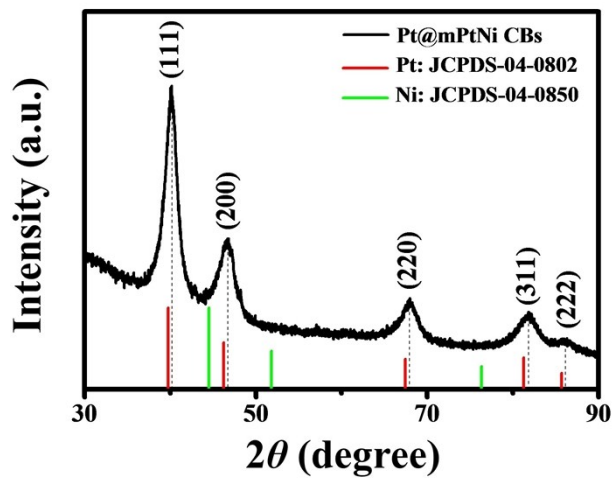


Fig. S7 XRD pattern of Pt@mPtNi CBs.

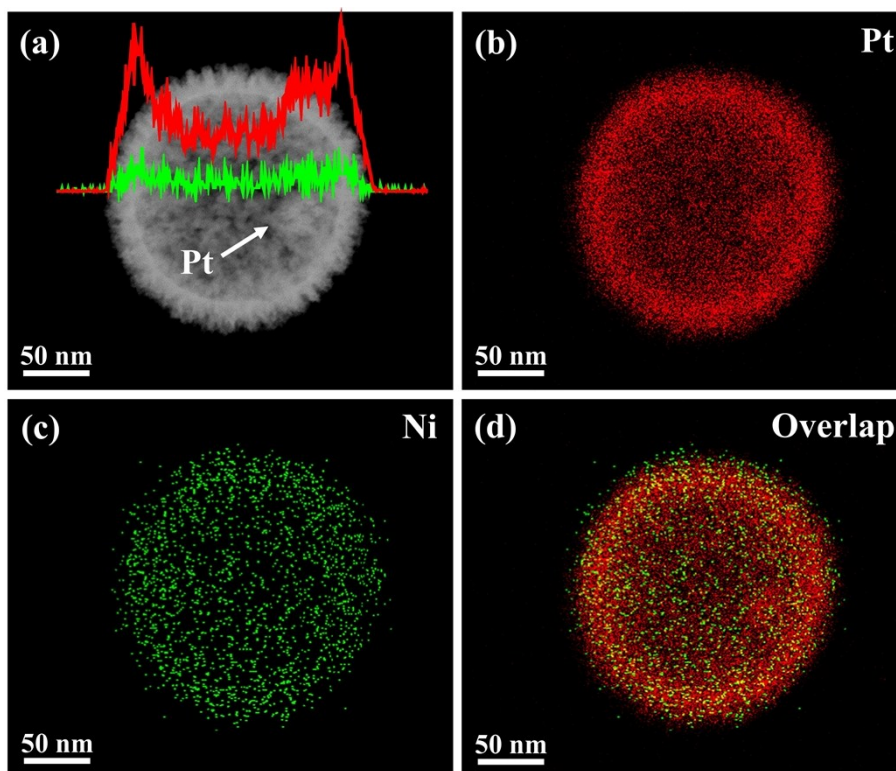


Fig. S8 (a) HAADF-STEM image and compositional line profiles, and (b-d) EDS elemental mapping images of a single Pt@mPtNi CB.

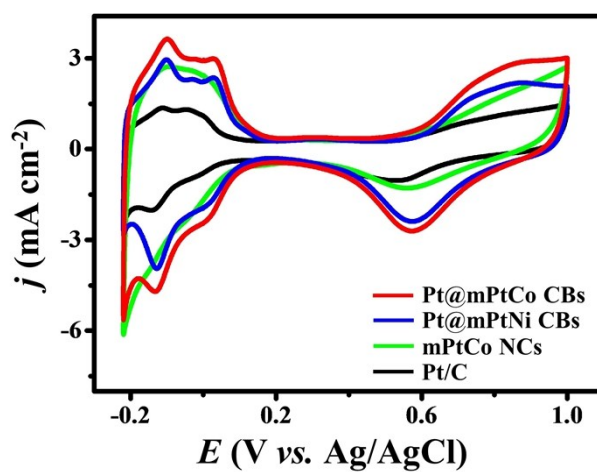


Fig. S9 CVs of different catalysts measured in 0.5 M H₂SO₄ at a scan rate of 50 mV s⁻¹.

Table S1 The performance comparisons of MOR on various Pt-based electrocatalysts.

Catalyst	Specific activity (mA cm⁻²)	Mass activity (mA μg⁻¹Pt)	Ref.
Pt@mPtCo CBs	1.84	0.58	This work
Pt@mPtNi CBs	1.58	0.45	This work
Dendritic Au@Pd@Pt nanoparticles	1.02	0.43	1
Pt nanostructured wire arrays	/	0.45	2
Au-Pt nanodendrites	1.28	0.45	3
PtRh nanosponges	1.28	0.2991	4
Hollow Pd@Pt nanoparticles	/	0.50	5
Pt ₁ Ru ₃ nanosponge	/	0.41	6

Refereneces

- 1 L. Wang and Y. Yamauchi, *Chem. Mater.*, 2011, **23**, 2457–2465.
- 2 C. Liu, Z. Li, P. Yu, H. Wong and Z. Gu, *ACS Appl. Energy Mater.*, 2018, **1**, 3973–3983.
- 3 Y. Li, W. Ding, M. Li, H. Xia, D. Wang and X. Tao, *J. Mater. Chem. A*, 2015, **3**, 368–376.
- 4 Q. Lu, J. Huang, C. Han, L. Sun and X. Yang, *Electrochim. Acta*, 2018, **266**, 305–311.
- 5 S. Lai, C. Fu, Y. Chen, X. Yu, X. Lai, C. Ye and J. Hu, *J. Power Sources*, 2015, **274**, 604–610.
- 6 M. Xiao, L. Feng, J. Zhu, C. Liu and W. Xing, *Nanoscale*, 2015, **7**, 9467–9471.